

*National Juried Show*²⁰⁰³

QUILT CATALOGUE



June 6 - July 18, 2003
Memorial Hall, University of New Brunswick
Fredericton, NB



Canadian Quilters' Association/Association
canadienne de la courtepointe

What is the secret to a perfect seam?

PFAFF



The Pfaff exclusive **IDT** is a dual feed system that feeds fabric evenly from the top and bottom for perfect seams with no fabric slippage. With the unique **IDT**, you will have precise seam and pattern matching.

Discover a new way of quilting with the Pfaff quilt expression!

So many features at a glance!

- 181 sewing programs
- IDT feeds fabric evenly from the top and bottom
- Graphic expression window
- Perfect buttonholes with the exclusive Sensomatic buttonhole system
- Ergonomic work surface



Select your stitch program with the graphic expression window.



All the stitch programs at a glance in the machine cover.



Easy stitch selection with the touch of a button.

PFAFF quilt expression
IDT

The Pfaff quilt expression 2044 is the featured classroom machine used at Quilt Canada. Special show pricing on Pfaff classroom machines will be available at the show. For more information on Pfaff products visit our web site www.pfaff.com


The quilt featured on the cover, entitled *Abundant Life*, was made by Pippa Moore of Comox, BC. To learn more about this quilt see page 9 in the Large Innovative Quilts category. The cover quilt was chosen by Publications Director, Marsha Rafuse.

It is again my pleasure and honour to welcome you to the *National Juried Show* of the Canadian Quilters' Association/ Association canadienne de la courtépointe. This year we mark a milestone as we present to you our 15th show to be juried and judged. We are able to showcase our *NJS* in a gallery setting once again, so the quilts will be on display for seven weeks. This should provide ample opportunity for visitors to view these marvelous works of art and to inspect the expert workmanship of the entrants representing all parts of Canada.

We would like to draw your attention to the Award Sponsors listed on the last page. Without their financial assistance we would not be able to recognize as many deserving winners as we currently do. Their support of the recognition for excellence in quilt making is much appreciated. Please support these sponsors when you have the opportunity. As well, we thank Husqvarna Viking Sewing Machines, and Pfaff Sewing Machines who make a substantial financial donation towards the printing of this catalogue. As members of CQA/ACC you are receiving a copy with your autumn issue of *The Canadian Quilter*. We are very proud of everyone who helped to make this year's show and catalogue a success, and know that you will enjoy their efforts.

I urge you to invite a friend and spend an afternoon viewing the quilts. Congratulations to all the entrants on being juried into the show, and thank you for sharing your successes with us.

Warm (as in quilt) regards,



PAULETTE ECCLESTON
President, CQA/ACC 2002-2003

Bed Quilts

1 Mary Ann McAndrews Kingston, ON

Title *Painted Daisy Chain*

Show Number BQ 01

Dimensions 85" x 85"

Medium/Technique Hand appliqué, hand quilting, and hand embroidery.

Credits Barb Reynalds

Artist's Statement This is an original block pattern by Barb Reynalds and was designed for our group's biannual raffle. Winning the blocks, I added more whole and half blocks to complete the centre. The border was designed using the flowers, leaf and curve of the stems. The hummingbird was added after the quilt was completed as a reminder of the painted daisies in my cottage flower garden.

2 Bonnie Burke Antigonish, NS

Title *The Fiddle Quilt*

Show Number BQ 02

Dimensions 75" x 94"

Medium/Technique 100% Cotton, Poly batt. Appliqué and paper piecing. Hand sewn and quilted.

Credits None.

Artist's Statement Created for Aaron Crane, Mt Stewart, PE, promising 18-year old fiddler. Talent was passed down from great grandfather, Lem Jay (on his Mother's side) Lem played the first fiddle tune ever played on C.7.C.Y radio stn Charlottetown1927, "Pigeon on the Gate Post". Aaron's great granduncle taught him how to play. The fiddle Aaron uses today is the same one used by Lem many years ago. Blue Jay has 107 pieces.

3 Alice Kirkpatrick Beaver Dam, NB

Title *Conway Album, I'm Not from Baltimore*

Show Number BQ 03

Dimensions 91" x 91"

Medium/Technique Ruching and appliqué and hand quilting

Credits Inspired by Irma Gail Hatcher's pattern.

Artist's Statement I am a life-long quilter, specializing in detailed appliqué and hand quilting. I was inspired immediately when I saw the book called *Conway Album Quilt (I'm Not From Baltimore)* This was for me. This is my first Baltimore album type quilt. I substituted two blocks in the quilt. I enjoy appliqué. This quilt took me many months to appliqué and a few to hand quilt. I thought "I'm Not From Baltimore" was a perfect name for a Canadian quilt.

4 Terry Whyte Swastika, ON

Title *One Thing Leads to Another*

Show Number BQ 04

Dimensions 60" x 70"

Medium/Technique Machine pieced, hand quilted by ST PETER'S ANGLICAN QUILTERS, Kirkland Lake. Two-sided binding.

Credits Inspired by wall hanging *Finally* by Catherine L. McIntee.

Artist's Statement After making four blocks from each of five colour groups and arranging them in diagonal lines by colour, the quilt top dictated the choices of borders, quilting patterns and the binding which has a dark reverse side.

So... *One thing leads to another.*

Bed Quilts

1



3



Photo credit: Joyce Humble



Photo credit: Bernice MacDonald

2



4

Bed Quilts/Large Traditional Wall Quilts

5



Photo credit: John Dunge




Photo credit: Don Ungahart



1



2

5 Cathy Miller Victoria, BC

Title *Buddy and Strider Around Australia*

Show Number BQ 05

Dimensions 78" x 100"

Medium/Technique Machine pieced, hand appliqué, machine quilted.

Credits Lois Wilby-Hooper

Artist's Statement This quilt is a gift for Sara Bunge and Joe Lariviere, using Australian colours. Loosely inspired by Lois Wilby-Hooper's *Blueberry Fields in Quiltworks Across Canada* I added Australian animals including kangaroo, frogs, gekkos, a turtle and an echidna. It is quilted with eucalyptus leaves and gumnuts, in keeping with the theme. The paw prints, "on walkabout" around the border, are of Sara and Joe's two dogs. And yes there are wild camels in Australia!

6 Val Smith White Rock, BC

Title *If Jackson Pollock Were a Quilter...*

Show Number BQ 06

Dimensions 76" x 88"

Medium/Technique Hand pieced and appliqué, 100% cotton. Machine Quilted, Rayon thread.

Credits Inspired by *Charm Quilts* by Beth Donaldson.

Artist's Statement I don't think Jackson Pollock ever considered using fabric instead of paint, but if he had... I imagine he would have worked on the floor, walking round and round, scattering hundreds of pieces of cloth to create splashes of bright colour full of energy and movement. Then to tie it together, he might quilt in a freeform pattern using contour lines to mimic layers of paint. Too bad he never gave it a try.

1 Lorna Stefaniuk Vilna, AB

Title *Na Mnohilita (Many More Years)*

Show Number LT 01

Dimensions 90.5" x 105"

Medium/Technique 100% Cotton fabrics, cotton batt. Machine pieced and quilted with cotton and metallic threads.

Credits None.

Artist's Statement This sampler quilt was sewn to dedicate an 80th birthday – my Mother, who has been a guiding star for her children and grandchildren in so many facets of our lives. The blocks represent some of these facets. Rather than present blocks with strong contrasts I chose a more monochromatic, subtle presentation because our Mother's strength and wisdom had been indistinct until we reflected on our lives during this celebration.

2 Diana Voyer Victoria, BC

Title *Star Study I – Colours of the Rainbow*

Show Number LT 02

Dimensions 41.5" x 53.5"

Medium/Technique Cottons, Hand pieced and quilted.

Credits None.

Artist's Statement I absolutely love star quilts, and I can't make enough of these little sawtooth stars! This quilt was pieced for fun using all 102 colours of P & B's *Colour Basics*.

Bed Quilts

Large Traditional

Wall Quilts

Large Traditional Wall Quilts

3 Ginny Evans Kentville, NS

Title *Swirling Pinwheels*

Show Number LT 03

Dimensions 56.5" x 72"

Medium/Technique 100% cottons, Hobbs 80/20 Batt, machine pieced, hand quilted. Variegated thread, cotton

Credits Just me and Old Block Pattern.

Artist's Statement For me, the contrasting tessellations in *Swirling Pinwheels* create a feeling reminiscent of shimmering water on the forest floor, where cool light filters in, fading toward the edges, giving way to the dark forest beyond. The hand quilted swirls add to the illusion of watery movement. This quilt hangs in my sewing room, creating the peaceful, tranquil environment in which I enjoy working.

4 Marie Golanch Warton, ON

Title *Crazy Quilt*

Show Number LT 04

Dimensions 60" x 60"

Medium/Technique Cotton and dyed silk, silk ribbon embroidery, embroidery, tatting, beading, crochet, lace and other embellishments.

Credits Piecemaker's Calendar 2001, lessons at Quilter's Line, Markdale.

Artist's Statement Two years in the making, comprising crazy quilt blocks embellished with various needlework. Initial concept from *Piecemaker's Calendar*, with many different ideas added including hand dyed silk. Each block has a centre of silk embroidered flowers surrounded by various techniques including regular embroidery, beading, crochet, tatting, laces etc. Mid-section ties in all squares and is the focal point of the quilt.

5 Aileen Conway Victoria, BC

Title *Nebula*

Show Number LT 05

Dimensions 71" x 66"

Medium/Technique Machine and hand piecing, hand appliqué, hand and machine embellishment, machine quilted.

Credits None.

Artist's Statement This quilt began as an exercise in drafting hexagon block variations. Because of the colours I chose and as it grew, it reminded me of images I had seen of various formations in space. The word Nebula means a cloud of gas and dust in space. There is a theory that solar and stellar systems were developed from a primeval nebula. The yellow blocks signify the nucleus of this cloud and the embellishments demonstrate energy and heat.

6 Ginny Evans Kentville, NS

Title *Come-on In, the Water's Fine*

Show Number LT 06

Dimensions 64" x 64"

Medium/Technique 100% cottons, Hobbs polydown batt. Machine pieced and quilted with variegated rayon thread.

Credits Take off on *Working Out the Blues* by Ruth Hans, Indianapolis, NJ.

Artist's Statement Shimmering like a beautiful pool, these Bali batiks called out to me to create something with them. Wanting to experiment with the Northwind pattern I felt that the movement of so many triangles, and the secondary circular pattern, would suit the watery fabrics. I especially like the rich border fabric, which keeps the other colours from being too gaudy. Machine quilting is a challenge for me (and for my 30-year old Bernina).

Large Traditional Wall Quilts

Large Traditional Wall Quilts

3



4



5



6



National Juried Show 2003

Large Innovative Wall Quilts



CQA/ACC

Photo credit: Pacific Rim Photography

1 Irma Cote Lac Brome, Que

Title *When all the Saints...*

Show Number LI 01

Dimensions 49" x 71"

Medium/Technique Cotton, cotton mix, machine pieced, hand quilted, some appliqué.

Credits None.

Artist's Statement When all the Saints are coming home – it took a long while. I planned to superimpose an image of a spiritual path on a photo of a winding staircase at a local monastery. However, the solution how to actually construct this quilt eluded me. I kept putting the design back into the folder – until one day I simply started on my wall and everything seemed to fall in place after all.

2 Pippa Moore Comox, BC

Title *Abundant Life*

Show Number LI 02

Dimensions 52" x 52"

Medium/Technique Machine piecing, hand appliqué and quilting

Credits Trunk shape adapted from a design by Linda Hobag

Artist's Statement The inspiration for this quilt was my little book of Thanksgivings. Day by day I record those things that delight me, and as I pay attention to these details, I have a growing sense of how rich I am, how abundantly blessed. Central to the quilt is the light I walk by, while the leaves are a metaphor for the diversity of my experiences. When my time comes to leave this world, I hope my four children will gather to "read" this quilt and to celebrate a life that has been overflowing with joy and simple pleasures, with remarkable relationships, and a profound sense of thanksgiving.

3 Carol Goddu Mississauga, ON

Title *Iris Garden*

Show Number LI 03

Dimensions 69" x 45.5"

Medium/Technique Cottons, reverse appliqué by machine.

Credits None.

Artist's Statement This quilt is an experiment doing stained glass look work without the miles of bias tape. Instead the leading is created by reverse appliqué.

4 Hilary Rice Invermere, BC

Title *Renascent Soul*

Show Number LI 04

Dimensions 65" x 25"

Medium/Technique Hand dyed and painted cotton (by artist) top stitch curved piecing, bobbin stitching, free-motion embroidery, beading, sheer embellishment, sun images in sky, paper piecing, free-motion appliqué.

Credits None, original.

Artist's Statement When this piece was completed, I had been quilting only nine months. Hence the title - it was a "coming into being". I felt as though this was a moment of new life, also reflected in the image of the butterfly. So many ideas were flowing, even bursting - as it is shown by the sun's rays. It was completed with attention to fine detail, following careful planning and consideration, each piece revealing multiple layers of visual detail. I used all my own hand-dyed and hand-painted cottons as the basis of the fabric top and then employed various embellishments to add the detail.

5 Meta MacLean Mt Royal Montreal, Que

Title *Bear Island*

Show Number LI 05

Dimensions 51" x 43"

Medium/Technique Photo transfer, machine appliqué and quilted

Credits None, original.

Artist's Statement From 30 years of photographs taken at my parent's home in Bear Island I made this collage for my mother who recently moved back to Fredericton, my hometown. Using the computer I combined pictures to show the beauty of the area and the activities we shared over the years. Two wall hangings I made of the area and a painting Mom made of the Saint John River are included in this piece.

6 Patt Wilson Port Moody, BC

Title *Mysterious Way*

Show Number LI 06

Dimensions 50" x 70"

Medium/Technique Hand dyed, raw edge log cabins. Quilted by machine using a variegated thread.

Credits None.

Artist's Statement I had dyed a color run of fabric, split each piece into 3 and then over dyed in 2 different color baths resulting in 24 different colors. From there I wanted to play with them, while keeping them together in one quilt. I tried doing free style log cabins and then cut each block into quarters and rearranged. Fun!

Large Innovative
Wall Quilts

Large Innovative Wall Quilts

7 Jean Weller Prince George, BC

Title *Jolly Jumper*

Show Number L1 07

Dimensions 46.5" x 46"

Medium/Technique 100% cotton, machine and raw edge appliqué, hand quilted.

Credits Stack and Whack cutting technique.

Artist's Statement *Jolly Jumper* is a joyful, colourful celebration of Motherhood. The title refers not only to the piece of baby equipment but also to the frogs included, to the sweater (jumper) shape and the wonderful ability of mothers to leap in all directions (at once) in pursuit of offspring.

8 Judy Morningstar Deloraine, MB

Title *Playing on a Covered Bridge*

Show Number L1 08

Dimensions 43.5" x 55.25"

Medium/Technique Original patchwork block, machine quilted. Credits None.

Artist's Statement I drafted a patchwork block depicting the shapes I saw when looking through a covered bridge in New Brunswick. Mirror imaging and reversing lights and darks of this simple block provided enough variations to create *Playing on a Covered Bridge*.

9 Anita Payne Stratford, ON

Title *In Canada's Rain Forest*

Show Number L1 09

Dimensions 51.5" x 74"

Medium/Technique Reused fabrics, machine appliqué and quilting.

Credits None.

Artist's Statement In August 1997 we drove our daughter to Victoria, BC to start university. While on Vancouver Island we visited Pacific Rim National Park where I took a slide of this large Western Redcedar, *Thuja plicata*. I intended to make a quilt of it for the NJS in Vancouver in 1998 with the theme of Pacific Connections. In January 1998 I began constructing the quilt. During the ice storm of '98 I sat by the window ripping old clothes apart by moonlight. After many delays I completed the quilt on 20 February 2002, many months after our daughter graduated from university. The quilt is made entirely from recycled clothing, scraps from dressmaking, old yardage and leftover batting.

10 Barbara J. West Canmore, AB

Title *Mandalas of Science I: Thalassicolla Pelagica*

Show Number L1 10

Dimensions 57.4" x 60.2"

Medium/Technique 100% cotton, glass beads, rayon yarn, cotton and rayon thread.

Credits Ernst Haeckel's drawings from his book on Radiolarian, 1862.

Artist's Statement This Mediterranean Sea plankton was first described by Ernst Haeckel of Germany in 1860. The diameter of the whole jelly sphere is 1 - 4 mm. It is extant (still alive) and because this plankton has no skeleton, we don't know how long they have been around. Although they are yellowish and grey in true appearance, I got carried away by artistic license in choosing the colours for this quilt. The spheres on the right show close ups of parts of this particular plankton. The quilt took three years to complete.

11 Martha L. Brown Pickering, ON

Title *Tiamet*

Show Number L1 11

Dimensions 83" x 89"

Medium/Technique Machine appliqué, over 700 pieces including some hand painted, decorative yarns, free motion machine quilted with metallic, rayon and cotton threads. Hand painted fabrics. Inspirational teachers Caryl Bryer Fallert, Ellen Anne Eddy.

Credits None.

Artist's Statement Inspiration: *Smaug* the dragon in *The Hobbit*. After research of dragon anatomy, I started drawing my own dragons. After completion, it resembled the description of *Tiamet*, a Babylonian mythical dragon.

Large Innovative Wall Quilts

10



Photo credit: Joseph Potts

7



11



9

8



Small Traditional Wall Quilts/Small Innovative Wall Quilts



4



2



3

Photo credit: Rob Roy Reproductions



1

Photo credit: Gary Fliss, Photoflair



3



1

Photo credit: Rob Roy Reproductions



2

CQA/ACC

1 Sandy Simmelink Burlington, ON

Title *Fulfilling a Dream*

Show Number ST 01

Dimensions 29" x 29"

Medium/Technique Machine pieced, hand appliqué, hand quilted, hand applied embellishments.

Credits None.

Artist's Statement I've long dreamed of making a beautiful Baltimore Album basket, and this traditional basket is my best effort, at this technique. Applique flowers include subtle 30 additions to bring them into the foreground. Interesting to note that the materials used in the centre basket are all different from the outside radiating border, although the colours all work together to create a unified piece. A toast to the ladies of Baltimore!

2 Marni MacDonald Moose Jaw, SK

Title *While Angels Watch*

Show Number ST 02

Dimensions 40" x 40"

Medium/Technique Crazy quilt, 3-dimensional flowers, hand embroidered and beaded. Machine quilted and hand-tied.

Credits Foundation block from "Learn to make a Crazy quilt".

Artist's Statement These quilt blocks travelled with me and chronicle our family, friends, travels and events from Oct. 2001 to Oct. 2002. As well as trips from the Caribbean to Australia and New Zealand, the USA and Canada, there were many special birthdays, reunions and quilt shows. Our guardian angels (in beige border) watched over us in our travels which began less than a month after Sept. 11, 2001.

3 Sandra Betts Saint John, NB

Title *My Girl*

Show Number ST 03

Dimensions 16" x 21"

Medium/Technique Reverse appliqué, freeform needlelace.

Credits Cut Art – J. Christensen.

Artist's Statement I never tire of watching my 3-year old granddaughter. Her delight in discovering each new thing in her surroundings inspires much of my work. This piece – and her delight in her "pretties" was done after trying to learn the ancient Chinese art of Chung-hua and Kiri-e (Chinese paper cuts).

4 Marilyn Turner Halifax, NS

Title *Luke 2:8*

Show Number ST 04

Dimensions 19.5" top, 8" bottom x 60"

Medium/Technique Hand dyed, painted cotton, lame, silk organza, commercial cotton, machine appliqué, hand quilted.

Credits non-copyright Corel Draw clip art.

Artist's Statement This hanging was made as a frontal to fit the marble lectern at Our Lady of Perpetual Help Church in Halifax. The design is adapted from non-copyright Clip Art from Corel Draw 4. Most of the fabric is hand dyed and/or hand painted by the maker.

1 Judith Le Clue Darlings Island, NB

Title *A Cambodian Memory*

Show Number SI 01

Dimensions 25" x 30"

Medium/Technique Machine reverse appliqué and free motion embroidery on silk.

Artist's Statement Whilst visiting the ancient temple of Ankorwatt in Cambodia, I obtained the wall rubbing from which the central figure 'A Cambodian Memory' was designed. All the fabrics, except the velvet border, and gold lamé, are silks from Thailand – specifically chosen with this piece in mind.

2 Gail Hunt Prince George, BC

Title *Canadian Series IV – Saskatchewan*

Show Number SI 02

Dimensions 48" x 38"

Medium/Technique Cotton fabric, hand-dyed and commercial, Machine piecing, Hand- and machine-appliqué, confetti technique, hand and machine quilting, hand embroidery.

Artist's Statement In my continuing series of thirteen pieces, I am attempting to capture the essence of a province or territory – to identify a landform or architectural feature which can be readily identified with the region, supplemented by stitching and symbols within the scene and in the borders.

3 Susan Martin Kelowna BC

Title *Sunsational Orchard Valley*

Show Number SI 03

Dimensions 41.5" x 30"

Medium/Technique Foundation and curved piecing, hand and machine appliqué, fabric painting, 3-D appliqué, hand and machine embroidery, overlays and machine quilting.

Credits *Pieceful Scenes* by Angela Madden, Val Flannigan, Susan Martin, Lucille Poitras, Donna Schneider, Laurie Turik.

Artist's Statement This wall hanging, designed by Laurie Turik and Susan Martin, was donated to the ORCHARD VALLEY QUILTERS' GUILD to commemorate its 20th Anniversary in 2002. It was inspired by *Pieceful Scenes* by Angela Madden and made by those listed in the credits. A view of Okanagan Valley orchards and vineyards was achieved by using nine techniques as listed in Medium/Techniques.

4



9



5



7



8



CQA/ACC

Photo credit: Marianne Parsons



10

Photo credit: Rob Roy Reproduction



6

4 Reta Budd Beachville, ON

Title *Shoreline Guardians*

Show Number SI 04

Dimensions 34" x 25.5"

Medium/Technique Appliqué, hand and machine, embroidery, net, machine quilted.

Credits None

Artist's Statement The inspiration for this quilt came from a photo that I took years ago in the Port Carling area. It was taken in the summer and I changed my composition to the winter time as I enjoy creating snow with various white fabrics.

5 Colleen Mahoney Peake Calgary, AB

Title *We've Seen Better Days*

Show Number SI 05

Dimensions 36.75" x 26.75"

Medium/Technique Hand-painted sky, commercial cottons, Hobbs 80/20 batt. Fusing, machine and hand appliqué, edges are burnt, turned over and/or rough edged, pleating and painting on house, thread of various weights and are cottons, rayons, twists, hand-dyes and invisible.

Credits Original.

Artist's Statement Newfoundland, "The Rock" has left me with many impressions, but none more than its beauty and isolation; strength and vulnerability; wild flowers and grasses; boulders, rocks and ledges; luscious dripping icebergs; loneliness and vast spaces; as well as its isolated houses. My original design represents many parts of the Island including a deserted and once strong white house in Trinity East, the cragged shores and wild irises from the North West, and a lonely drifting iceberg.

6 Maggie Vanderweit Ariss ON

Title *Goose Camp*

Show Number SI 06

Dimensions 13.5" x 15"

Medium/Technique Machine thread painted, hand-painted border, machine quilted.

Credits Annette McMaster - thread painting class.

Artist's Statement My husband and his family are James Bay Crees and we go to Northern Quebec every May to celebrate the return flight of the Canada goose. This thread painting was done from a photo of the melting ice on Lac Dore seen through the trees surrounding our camp in the island, where we stay in tents and tiny cabins and hunt and fish and pluck geese and feast. It is a time of wonderful togetherness, living in a largely traditional way. We watch six feet of snow melt in two weeks in the 20-degree weather. The ice turns into marvellous shards of turquoise before it steams and dissolves and there are mists and the constant cry of the migrating geese and the smell of spring and smoke. Magical.

7 Edith Quinn Edmonton, AB

Title *Where's Mom*

Show Number SI 07

Dimensions 15" x 18"

Medium/Technique Cotton fabric, watercolour paper and paint, hand made paper; machine pieced and quilted.

Artist's Statement "Is there anything to eat in this house, I'm starving?" "Where is my blue shirt?" "I need a ride to the pool!" "Hey it's my turn to use the computer!" "Does anybody know where I put my homework?" "Trying to write this essay is driving me nuts!" "WHERE'S MOM?" (Sometimes moms just want to be invisible - hiding in the garage behind a flower pot may be the only solution.)

8 Donna Pringle Oliver, BC

Title *Red Poppies*

Show Number SI 08

Dimensions 60" x 24"

Medium/Technique Cotton strip piecing and appliqué.

Credits Joen Wolfrom.

Artist's Statement *Red Poppies* was made for Mr. and Mrs. St. James of Ontario. They requested red poppies growing profusely in the fields and road sides in Flanders. They had been so impressed with the scene when visiting there. I've used 2 variations of strip piecing and traditional appliqué for the poppies and seed pods.

9 Margie Davidson Edmonton, AB

Title *Amish Peacock*

Show Number SI 09

Dimensions 42" x 32"

Medium/Technique Cotton fabrics, cotton, rayon and metallic threads. Piecing and appliqué by machine, hand and machine quilting. Credits Inspired by *Just Plain Fancy* a picture book by Patricia Polacco.

Artist's Statement *Amish Peacock* was created in response to a Guild challenge of giving voice to cloth by translating a literary work into fabric art. It is based on a children's picture book *Just Plain Fancy*. But how to create an Amish Peacock? I chose to piece solid fabrics in the traditional Amish colour palette and added a touch of iridescence to the feathers with metallic machine quilted curving lines.

10 V Joyce Newman Quispamsis, NB

Title *Art Nouveau I*

Show Number SI 10

Dimensions 27" x 41"

Medium/Technique Hand appliqué, machine piecing, hand quilting. Cottons, poly batt.

Credits Turn-of-century ceramic wall tile.

Artist's Statement The chance discovery of the original source of one of my all-time favourite quilting designs prompted this piece. A beautiful 'Art Nouveau-ish' fabric, framed to suggest wall tiles, balances the double poppy design taken from an original turn-of-the century ceramic tile.

Small Innovative
Wall Quilts

11 Marilyn Rombough Langley, BC

Title *The Nest*

Show Number SI 11

Dimensions 51" x 34"

Medium/Technique Hand appliqué, reverse appliqué, dimensional appliqué and embroidery, hand and machine piecing. Hand quilting.

Credits None

Artist's Statement The nest sits empty until the late blooming trumpet vine shows its first sign of life. Each day we watch as foliage slowly covers spindly tendrils of the vine, our entire household caught up in a sense of anticipation. At last they come, our visitors from last year, builders of the nest and devoted propagators of their species, the red breasted robin. This minor miracle takes place in our tiny backyard, the nest tucked neatly between the post supporting the balcony of our townhouse.

12 Jim Wilford Windsor, ON

Title *2002 - Year of the Horse*

Show Number SI 12

Dimensions 43.25" x 43.5"

Medium/Technique Hand appliqué, hand quilted.

Credits Adapted design from a stamp.

Artist's Statement Feb 15, 2002 was the beginning of the Chinese New Year - Year of the Horse. Having been born in the "year of the horse" I decided to do a wall hanging as a memento of that occasion. The Chinese Zodiac figures were done on an embroidery machine and were appliquéd in clockwise direction with the horse under "2002". The Chinese lettering reads - Year of the Horse.

13 Barbara West Canmore, AB

Title *Quilt to Picasso, La Femme au Repos*

Show Number SI 13

Dimensions 27.75" x 35.5"

Medium/Technique Machine pieced and quilted from 100% cotton.

Credits Pablo Picasso's painting titled *La Femme Au Repos*.

Artist's Statement Two years ago, my husband and I took our daughter on a trip to France for Spring break. She loved Picasso's artwork and we spent much of our time going from museum to museum to see his prodigious volume of art. On the way home she asked us to buy her a Picasso piece. Yeah right! I volunteered to make her a bed quilt as part of her moving off to college, but she asked me if I would make her an art quilt; subject: her favourite Picasso painting. I didn't want to do it, but as every mother knows it is hard to say no to your children on matters such as these. I finished the quilt last fall and when the display is over she finally gets to take ownership. She joked the other day she would maybe like to have it buried with her when she dies.

14 Wendy Ounpuu Toronto, ON

Title *Kensington Market - Toronto*

Show Number SI 14

Dimensions 32" x 37"

Medium/Technique Machine appliquéd, hand embroidered, machine pieced and quilted.

Credits None.

Artist's Statement I have lived in Toronto most of my life and for the past ten years have been fascinated by the neighbourhoods here. Kensington Market - Toronto is my latest interpretation in a series of about a dozen.

15 Sandra Betts Saint John, NB

Title *After the Storm*

Show Number SI 15

Dimensions 15" x 17"

Medium/Technique machine applique, thread painted, machine quilted.

Credits Original.

Artist's Statement The luminous quality emitted by the rain drenched, wind whipped sea marsh after a strong summer storm inspired me to try to capture the essence of the area - peace following turbulence.

16 Maggie Vanderweil Ariss, ON

Title *First Woman, Born of Stone and Smoke*

Show Number SI 16

Dimensions 18" x 42"

Medium/Technique Fabric is first painted and then machine quilted.

Credits None.

Artist's Statement This is one of my pieces that happened spontaneously. I painted the large background panel when I was busy teaching a fabric painting class and not really paying much attention to what I was doing. Later I found the woman in a scrap and then I realized what the piece was about. I have done work about Eve before and wonder about alternative creation stories.

Small
Innovative Quilts



11



14



photo credit: Joseph Fivas

13



15

Photo credit: Rob Roy Reproductions



12



16

National Juried Show 2003

18



Photo credit: Denys Beames



Photo credit: Pacific Rim Photography


19



20



CQA/ACC



21



Photo credit: Bart Bergman

22

17 Patt Wilson Port Moody, BC

Title *Blue Eyes*

Show Number SI 17

Dimensions 28" x 26"

Medium/Technique Paint collage, appliqué

Credits None.

Artist's Statement *Blue Eyes* was started as a challenge to myself to try painting a face on fabric and to incorporate it into a quilt. From there, I decided she should become a "show girl". The face is painted with oil sticks and the head dress is appliquéd by machine using collage techniques. Quilting is done by machine using a rayon thread.

18 Laine Canivet Victoria, BC

Title *Under the Leaves*

Show Number SI 18

Dimensions 36.5" x 30"

Medium/Technique machine pieced and quilted, embellished with beads and sequins.

Credits Margaret Sawchuk (Doll maker), Barbara Olsen (inspired by).

Artist's Statement There are many things not visible to the human eye. Perhaps we need to take the time to look more carefully to see and understand what is really hidden beneath the leaves.

19 Leah Gravells Edmonton, AB

Title *In My Garden*

Show Number SI 19

Dimensions 29.5" x 39.5"

Medium/Technique Colourwash machine pieced, free motion quilting.

Credits Inspiration from Judy Villett

Artist's Statement This is my first original creation. I have been intrigued by the possibilities of colourwash after being introduced to the technique by Judy Villett. *In My Garden* challenges the senses. I tried to evoke sight (through use of 540 vivid floral and novelty prints, blended in 2" squares), smell (the fragrance of flowers), touch (reach out and touch the flowers), and hearing (the quietness of the garden with butterflies floating through the air). The serenity of the scene provides a calming influence in a fast-paced world.

20 Gladys Love Comox, BC

Title *Salmon Run*

Show Number SI 20

Dimensions 31" x 48"

Medium/Technique Machine pieced and quilted.

Credits M.C. Escher.

Artist's Statement This is the result of a tessellation challenge, with the usual odd fabrics and the limited number you can add. And, true to my typical style, I agreed to take part in this before I took the class from Jinny Beyer! I've always admired the work of M.C. Escher, and chose his fish to duplicate in fabric. The fish pattern and the button embellishment are meant to honour the First Nations' heritage on our Pacific Coast. I could do better now, but this quilt is special because my daughter-in-law, who does no sewing at all, helped me to finish it by sewing on all the buttons. Her joy in that accomplishment makes me smile every time I remember it. Perhaps one day she will want to do more!

21 Joanne Miller Tara, ON

Title *The Gift*

Show Number SI 21

Dimensions 22" x 28"

Medium/Technique Mock hand machine appliqué, machine quilting, invisible, cotton, metallic and rayon threads. Cotton fabrics, lame, tassels and braids.

Credits designed from a Christmas card.

Artist's Statement This piece was designed for a Guild challenge with the theme *The Gift*. Beginning the piece at the advent of the Christmas season in 2001, naturally the story of the Three Kings bearing gifts came to mind. I imagine that each of the Magi was thinking of his gift to the newborn Jesus as they journeyed to Bethlehem following the "Star of the East". The basic design was drawn from a Christmas card.

22 Nancy Bergman Keewatin, ON

Title *First Frost*

Show Number SI 22

Dimensions 30" x 22"

Medium/Technique Raw edge appliqué, machine quilted, thread painting, beads, cottons, reflective paint.

Credits None.

Artist's Statement On an early morning walk this past October, I found the roadside foliage touched with first frost. Each coloured leaf, crisp frond and late wildflower was rimmed with tiny crystals and as the rising sun reached them, they glittered and sparkled like miniature diamonds. The dozen photographs I took on that special morning were the inspiration for this work.

Small Innovative Quilts

23 Margaret Conibear Garson, ON

Title *Rendez-vous*

Show Number SI 23

Dimensions 12.5" x 18.5"

Medium/Technique 100% cotton, hand appliqué – hand quilted
Credits Inspiration from folk art pattern.

Artist's Statement *Rendez-vous* was made at the invitation of SOUTH SHORE QUILTERS' GUILD, St. Lambert, QC for an art exhibition of two pieces done in different media. The companion piece was stained glass from the same design. Women quilting around a frame seemed to fit the *Rendez-vous* theme.

24 Gillian Lee Ste-Adele, QC

Title *Turtle Pond/L'Étang de Tortue*

Show Number SI 24

Dimensions 33.5" x 39"

Medium/Technique Pieced and 3-D appliqué (by hand) Hand quilted. Cotton and metallic and silk thread, beadwork, stumpwork embroidery.

Credits None.

Artist's Statement Original design for LAURENETIAN QUILTERS' GUILD themed *Floral Fantasy* Modified hexagons of traditional Grandmother's Flower Garden are hand pieced to form turtle carapaces. Over 1000 hexagons make up carapaces and "pathway"; together form a pond touched with a splash of sunlight in upper left corner. Water ripples hand-quilted with metallic thread. Three-dimensional aquatic plants and flowers, and a pair of stumpwork dragonflies embellish this "Turtle Pond".

25 Donna Pringle Oliver, BC

Title *A Summer Garden*

Show Number SI 25

Dimensions 55.5" x 31"

Medium/Technique Cotton strip piecing and appliqué.

Credits Joen Wolfrom.

Artist's Statement *A Summer Garden* represents how I'd like my garden to look. I prefer to spend my time quilting, rather than weeding, watering and fertilizing, hence my real garden looks pretty sad. Strip piecing and appliqué, both traditional and raw-edge, were the techniques used along with machine quilting. I started with the lilies and the path and worked out from there.

26 Celeste Thibodeau-Stacey Paradise, NS

Title *Tangled Garden in Stitches*

Show Number SI 26

Dimensions 20.25" x 18.25"

Medium/Technique Crazy quilt batiks with hand embroidery.

Credits J E H. MacDonald and D Thibodeau.

Artist's Statement I was inspired by Canadian Group of Seven artist J E H. MacDonald, to attempt to recreate his painting, *The Tangled Garden in stitches*. *The Tangled Garden* evokes for me a familiar tapestry stitched with the colours of late summer. I pieced batiks with a crazy quilt technique and overlaid the fabric with hand embroidered trees, flowers and barn, using silk, cotton and metallic floss and silk ribbons. The crazy quilt block was framed by my brother, Denis Thibodeau.

27 Beverley White Port Elgin, ON

Title *Peggy's Cove*

Show Number SI 27

Dimensions 11" x 9"

Medium/Technique Cotton muslin, cotton threads, machine embroidery.

Credits Original.

Artist's Statement I lived in Nova Scotia when I was a child, and I visit there whenever I can. In June of 2000, I photographed *Peggy's Cove*, and this provided the inspiration for a technique I saw on a wall hanging in Athens, Ohio in 2001 at *Quilt National*. Machine stitching alone as a drawing tool ... no piecing and no paint. Three full working days ... but I like the result.

28 Iris Ethridge Kensington, PEI

Title *Terra Incognita*

Show Number SI 28

Dimensions 29" x 28.5"

Medium/Technique Fused appliqué, machine embroidery and quilting. Fabric, mostly silk some cotton and rayon. Thread Gutermann Décor, silk and rayon.

Credits None.

Artist's Statement The starting point for this hanging was the idea of a night garden, at once dark and luminous. The colours I envisaged were deep blue, purple, green and turquoise with luminous shots of lighter colour. The work evolves as I layer organic plant shapes which, once fixed, are embroidered and quilted. The hanging became rather exotic as I worked. It became 'terra incognita' for me, unexpected and unforeseen. I always hope my work will give visual pleasure, not a very fashionable idea perhaps.

Small Innovative Quilts

25




Photo credit: Marianne Parsons



27

26



23

24



28



Photo credit: Katrina Lee

National Juried Show 2003




Photo credit: Bill Nowlan




Photo credit: Pacific Rim Photography




Photo credit: Marjorie Davies



Photo credit: Graeme Stammers



29 **Meta MacLean** Town of Mt Royal Montreal, QB

Title *Double Exposure*

Show Number SI 29

Dimensions 32" x 40"

Medium/Technique Appliqué, machine and hand, thread painting, machine quilted.

Credits None.

Artist's Statement Only once have I seen cardinals and blue jays together on my bird feeder. I decided to recreate the scene as if it were a photograph. The border was added to give a sense of movement of wings. The corner block is original as well as the use of fusible web on both sides of the fabric to give the 3-D butterflies wing like texture. Hand-painted face, thread-painted hair, trees, shrubs.

30 **Juliet Nowlan** Quispamsis, NB

Title *Heather on the Hills*

Show Number SI 30

Dimensions 35.5" x 24"

Medium/Technique Machine pieced, hand appliquéed, machine quilted.

Credits Angela Madden, Valerie Hearder, Jo Diggs.

Artist's Statement The lakes and mountains of Ireland are especially beautiful when the heather is in flower. Angela Madden's use of perspective inspired me to make this wall hanging, combining it with a landscape. I had a wonderful time working with my two favourite colours – blue and green and I was able to use my own hand dyed and painted fabric, as well as purchased cottons.

31 **Mary Anne Kilgannon** Beaumont, AB

Title *Retreat*

Show Number SI 31

Dimensions 13.25" X 18"

Medium/Technique 100% cotton fabrics. Machine pieced, appliquéed and quilted. Surface design.

Credits None.

Artist's Statement Retreat began at a sojourn in May. As I walked around the lake I had an emotional response because the rocks seemed to call to me. I took many photos and stayed longer than I intended. While I worked with the rocks they gave me strength, stability and support, and still do. This quilt has become my shelter.

32 **Elaine Theriault** Mississauga, ON

Title *Picture Perfect*

Show Number SI 32

Dimensions 14.9" x 16.9"

Medium/Technique Cotton repique, fusible appliqué, machine appliqué and quilting.

Credits None.

Artist's Statement The inspiration was a photograph taken by friends of mine while they were on vacation. The lighthouse is located in St. Andrew's By the Sea, NB. Reproducing the photo using fabric was an excellent exercise in understanding colour, value and detail. Determining the level of detail required, and still resembling the original picture was a valuable exercise. I love the simplicity and serenity of this piece.

33 **Patt Wilson** Port Moody, BC

Title *Wander and Fced*

Show Number SI 33

Dimensions 33" x 56"

Medium/Technique Machine appliqué, machine quilted

Credits None.

Artist's Statement I live at the end of Burrard Inlet in Port Moody, BC and am always amazed by the spectacular scenery I enjoy. Mountains, sea and lots of birds. This is my quilt trying to capture some of the beauty that surrounds me.

34 **Anita Payne** Stratford, ON

Title *Dance of Life*

Show Number SI 34

Dimensions 42" x 31.5"

Medium/Technique Cotton fabric, rayon threads, beads, whole cloth machine embroidery, trapunto and quilting; beading.

Credits Painting by Matisse inspired the design for the dancing figures.

Artist's Statement This quilt started as a piece of fabric I created at the end of a dye painting workshop taught by Judi Burley at *Quilt Canada '96* in Saskatoon. The fabric was left over from another workshop. Judi was trying to get rid of the prepared dye paints and clean up the room in a very short time. I grabbed the dyes and spread them very quickly on the fabric with my fingers. For the next week I explained my purple hands by saying that I had taken a "hand" dyeing workshop. Six years later I finished the quilt using machine embroidery, trapunto, quilting and beading. Originally the quilt was going to be an abstract representation of our busy, modern lives. However, the sweeping strokes of colour gave me a feeling of dancing, so I used the same outline of dancing figures that I used in my quilt *Dance of Joy* which was inspired by the group of figures in the background of Matisse's *Joy of Life*.

Small Innovative Quilts

Wearable Art

1 Sheila Niles Millarville, AB

Title *My Mother Always Wanted to Go to Japan*

Show Number WA 01

Dimensions 73" x 69"

Medium/Technique Hand dyed and commercial fabrics – new to antique. A piece of Shibori fabric from Kasuri Dyeworks. Linens, silks, polyesters, cottons, rayons.

Piecing, couching, pointillist techniques using cut-up bits of fabric, paper piecing, X-stitch and appliqué.

Credits None.

Artist's Statement My Mother gave me the gift of life and the spirit of art that breathed through my life. I wanted to give her the gift of my art but she wasn't there to receive it. As an adult, I lived great distances from my Mother and time and circumstance robbed us of the opportunity to develop a close relationship. The creation of this kimono allowed me to communicate with her in a way that only art can achieve. My regrets have been laid to rest. The kimono is a 3-D piece hanging from a mahogany frame and must be viewed on both sides. It is not necessarily wearable.

2 Helen Benninger Scarborough, ON

Title *Calla Lily Coat*

Show Number WA 02

Dimensions 34" x 38"

Medium/Technique Cotton, acetate (lining) rayon ribbon, fabric collage.

Credits Echnique inspired by Rosemary Eichorn pattern adapted from Cascade Dress by The Sewing Workshop.

Artist's Statement I often work in bright colours so I wanted to create a darker and more dramatic garment. The one-piece body in this coat makes a great canvas on which to collage and the finished piece hangs and moves beautifully on the body. The motifs are not glued down but are held in place only by the copious amounts of stitching which goes right through the lining. The newly created fabric was machine washed and dried to fray the edges and shrink it up to an interesting texture and then the coat was finished.

3 Judy Morningstar Deloraine, MB

Title *Quiltularia canadensis*

Show Number WA 03

Dimensions 35" Long

Medium/Technique Raw edge appliqué, satin stitch appliqué, hand appliqué

Credits None.

Artist's Statement I was amazed to see that a single New Brunswick tree could be green, orange, yellow and red at the same time. So I created a new tree species, suited to our prairie climate, with leaves that are all colours and shapes.

Wearable Art




Photo credit: Andy Laing



National Juried Show 2003



6



4

Photo credit: Grant Kierman, JN Photos

5

CQA/ACC

4 Miriam Pyett Saskatoon, SK

Title *Joys' Jacket (with Purse)*

Show Number WA 04

Dimensions 26" x 32", purse 6" x 7"

Medium/Technique Cotton, silk, satin and velvet fabrics with silk ribbon, cotton floss, metallic threads, beads, buttons, charms.

Credits Nikko Jacket pattern by Sewing Workshop.

Artist's Statement The jacket was made as a Christmas gift for my mother. The jacket collar and purse are my first attempts at Victorian style crazy quilting. The embellishments include a variety of stitching techniques with ribbon, threads, beads and pretty things I have collected over the years, including a section of a Venetian glass bracelet that Mom bought in Italy in 1952. The jacket looks great on my Mom and she enjoys wearing it.

5 Bonnie Voice Bradwell, SK

Title *Tulped Rhapsody*

Show Number WA 05

Dimensions 23" x 25"

Medium/Technique Bargello, machine piecing. Fabrics – cotton, cotton/nylon, rayon interlining.

Credits Lois Ericson pattern; Design and Sew Layers and Layers # 336.

Artist's Statement The inspiration for this vest was the tulip fabric. I used bargello in the piece because I wanted to create glimpses of colour. I love curves and so the curved lines in the vest were inspired by the curved petals of tulips.

6 Janet Crone Garson, ON

Title *Butterfly on My Shoulder*

Show Number WA 06

Dimensions 75.5" x 75.5"

Medium/Technique Free motion embroidery, quilting, trapunto on silk, cotton flannelette for batting. Beading, burned silk leaves, tubing, wired tube button closures.

Credits Shirley Adams (burned edges).

Artist's Statement Silk Dupioni free motion quilted to cotton flannelette, features trapunto and tubing. Embellished with beading and several burned silk leaves (edges passed through a candle flame to seal). Buttons and buttonholes made with wired tubing shaped into flowers. Butterflies are free-motion stitched onto sparkly tulle between layers of solvy, applied by hand. Lining is done in different coloured silk-crazy patch. Covered hat form features flowers, feathers and beads.

Wearable Art

Winners

National Juried Show 2003 Winners – Quilt NB 2003, Fredericton, NB

<i>Prize Sponsor</i>	<i>Category</i>	<i>Prize</i>	<i>Artist and Title</i>
Husqvarna Viking Sewing Machines	Best of Show	\$1,500	
J. N. Harper Co. Ltd.	Outstanding Traditional Large Wall Quilt	\$500	HM'
Olfa - North America	Outstanding Traditional Small Wall Quilt	\$500	HM'
Brother International	Outstanding Innovative Large Wall Quilt	\$1,000	HM'
Coats and Clark Canada	Outstanding Innovative Small Wall Quilt	\$500	HM'
J. N. Harper Co. Ltd.	Traditional Large Wall Quilt	\$500	HM'
Wineberry Fabrics	Excellence for Wearable Art	\$500	HM'
Northcott Silk Inc.	Outstanding Bed Quilt	\$750	HM'
Bernina	Excellence in Machine Quilting/ Embellishment	Activa 125 Sewing Machine (retail \$1899)	HM'
Mountain Mist by Stearns Canada	Excellence in Hand Quilting / Embellishment	\$500	HM'
Pfaff Sewing Machines	Viewers Choice* – Announced at closing banquet Chosen by ballot while event in progress.	\$1000	
CQA/ACC	Judges Choice* - Pam Godderis	\$100	
CQA/ACC	Judges Choice* - Jean Hillis	\$100	
CQA/ACC	Judges Choice* - C. J. Pettigrew	\$100	
CQA/ACC	Joseph H. McMurdie Workmanship Award for Piecing*	\$1000	
CQA/ACC	Joseph H. McMurdie Workmanship Award for Applique*	\$1000	
CQA/ACC	Outstanding Work by a First Time NJS Exhibitor	\$1000	HM'
CQA/ACC	Honorable Mentions at the discretion of the judges may be given in any category except those marked by a star*	Rosette Only	

'Honourable Mention

Acknowledgements

The *National Juried Show* is made possible by the resources of the Canadian Quilters' Association/ Association canadienne de la courtépointe (CQA/ACC), in particular the volunteer efforts of a number of people. It is being presented as part of *Quilt New Brunswick 2003* in Fredericton, and consists of 67 pieces. These items are entered in the following categories: bed quilts, large traditional quilts, small traditional quilts, large innovative quilts, small innovative quilts and wearable art.

The jury committee responsible for selecting the pieces for display, consisted of the following quilt makers and artists: Dianne Sutton (coordinator), and jurors Florence Godfrey, Betty Kiser and Barb Law, all from Calgary, AB.

The show this year will be exhibited at the UNB Art Centre in Memorial Hall on the campus of the University of New Brunswick. It is open to the public from June 6 to July 18, 2003. Please call ahead for summer hours.

Three judges will view the exhibit and determine the award winners. These will be announced at the Official Opening of the NJS at 7:30 p.m. on June 5, 2003. Our judges will be quilt artists and teachers Pam Godderis (Vancouver, BC), Jean Hillis (Ingersoll, ON), and C. J. Pettigrew (Whitehorse, YT).

The Board of Directors of the CQA/ACC extends its thanks to all the individuals mentioned above, as well as to the many supporting volunteers and the financial donation from Husqvarna Viking Sewing Machines, and Pfaff Sewing Machines who contributed to the publishing of this catalogue. Of course this exhibition would not be possible without the works of talented quilters presented here.

CQA/ACC Board of Directors, 2002-2003

PRESIDENT Paulette Eccleston, Kamloops, BC
1ST VICE PRESIDENT Jennifer Hodge, Elizabethtown, ON
2ND VICE PRESIDENT Jodi Marie Horne, Leduc, AB
PAST PRESIDENT Jackie Philpott, Pasadena NL
TREASURER Daintry Chitaroni, Sudbury, ON
MEMBERSHIP Carol Cooney, Armstrong, BC
PUBLICATIONS DIRECTOR Marsha Rafuse, Amherst, NS
PUBLICITY Judy Lyons, Stony Creek, ON
SECRETARY/RESOURCES Gail Mitchell, Fredericton, NB

The images used in this catalogue were supplied by the artists for the jurying process in the form of slides which have been digitized by Graphics Factory, Amherst, NS. It is our understanding that the photos were taken by the artists themselves unless otherwise indicated. Artist statements and information regarding dimensions, techniques, medium and credits were also supplied by the artists on the entry forms. This information was entered by Dianne Sutton, Jury Coordinator, and edited by Marsha Rafuse, Publications Director.

Quilt NB 2003 Coordinator – Kathy Tidswell, Burt's Corner, NB

Board Liaison for *Quilt NB 2003* – Jackie Philpott, Pasadena, NL

NJS 2003 Jury Coordinator – Dianne Sutton, Calgary, AB

NJS 2003 Show Coordinator – Donna Young, Fredericton, NB

Catalogue design – Leslie Van Patter, Sackville, NB

Catalogue printing – Maritime Press, Moncton, NB

Published under the direction of Marsha Rafuse, Publications Director, Amherst, NS

Printed May 2003



A publication of the:
Canadian Quilters' Association/Association
canadienne de la courtépointe (CQA/ACC)
P. O. Box /CP 22010
Herongate Postal Outlet
Ottawa, ON K1V 0C2
www.canadianquilter.com

All rights reserved.
No portion of this publication may be reproduced
without the written permission of the CQA/ACC.
Printed in Canada
Copyright © 2003

Husqvarna

VIKING

It's Easy with Husqvarna Viking Platinum 770



The variety of stitches makes sewing creative and fun with the touch of a button.



- 35 utility and 105 decorative stitches.
- Exclusive Sewing Advisor™ instantly sets the correct stitch, stitch width, length and sewing speed.
- One Touch Stitch Selection. Touch the button of the desired stitch, for easy and fast stitch selection.
- GraphicDisplay shows you everything you need to know to sew.
- Two stitch alphabets. Label and date your creations and children's clothes.
- Up front convenient threading, bobbin winding and placement.
- Two built-in spool pins to thread twin needles and other specialty sewing and topstitching techniques.
- Adjustable presser foot pressure for perfect seams in all materials.
- One step Buttonhole Sensor Foot.

The Husqvarna Viking Platinum 770 is a featured classroom machine used at Quilt Canada. Special show pricing on Husqvarna Viking classroom machines will be available at the show.

For more information on Husqvarna Viking products visit our web site

www.husqvarnaviking.com