

We present the seventh block in our series of Millennium Blocks.

Making the Newfoundland Block

by Sherry Bussey

This colourful house, with attached porch, was typical of a first generation house found in outport Newfoundland.

Fabric Requirements

- Landscape fabrics to represent # 1-sky, # 2-hills, # 3-grass/trees, # 4-rocky shoreline, # 5-and # 6- water
- House fabric (mustard yellow, red ochre, turquoise, salmon)
- Door and trims (choose fabric to contrast house fabric)
- Windows (light fabric)
- Chimney fabric

House

Make three copies of window pattern for foundation piecing. Enlarge house pattern 400% make sure your window opening measure 1 inch by 2 inches. Trace individual templates for pattern pieces # 9 and # 11 through # 16, adding a quarter inch seam allowance.

Cutting Guide

- # 1 - 2 1/2 inches x 2 1/2 inches
- # 4 - 2 inches x 2 1/2 inches
- # 5 - 1 inch x 2 1/2 inches
- # 6 - 1 1/2 inches x 6 1/2 inches
- # 7 - 2 inches x 3 1/2 inches
- # 8 - 1 1/2 inches x 3 1/2 inches
- # 9, # 11 - # 16 - templates
- # 17 - 1 1/4 inches x 3 inches

Windows 1 1/2 inch squares for panes and 1 inch strips for trim.

House

Foundation piece windows, trimming excess fabric as you sew. Do not remove paper at this point. Piece the house following the order of the pattern pieces, # 1 through # 13. When adding the windows, follow the stitching lines on the foundation paper to ensure accuracy of the narrow trims. Stitch eaves together (#14 - #16), and turn under 1/4 inch on all edges. Turn under 1/4 inch on sides of the completed house and 3 edges of chimney (#17).

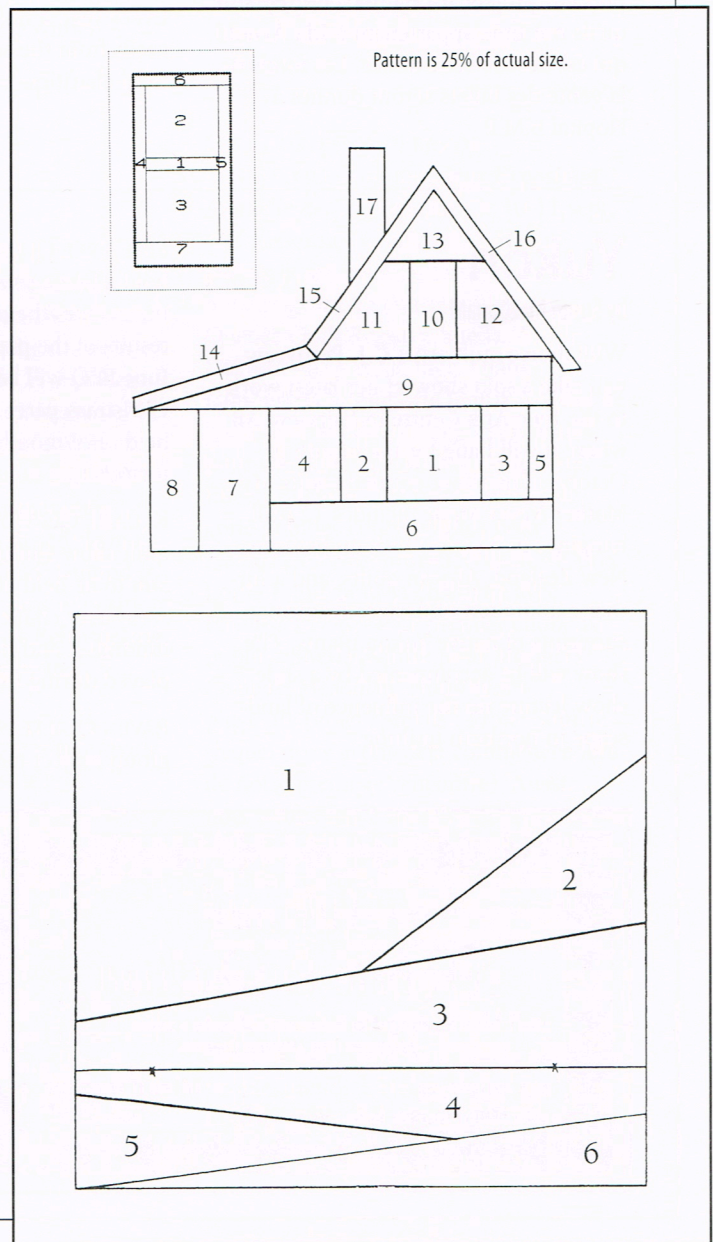
Background Landscape

Enlarge landscape pattern to 400%. Trace individual templates, adding 1/4 inch for seam allowances—freezer paper works very well. Piece pattern pieces # 1 - # 3 together in

one unit, and pieces # 4 - # 6 in a second unit. Insert house by pinning to unit one, matching the x's. Add unit 2.

Completing Block

Appliqué sides of house to background. Attach eaves to the roof line of the house, inserting chimney as you go. Appliqué in place.





NEWFOUNDLAND BLOCK

PROFILE

Sherry Bussey

Pynn's Brook, Newfoundland

In a small town in northwest Newfoundland, near Cornerbrook, we find Sherry Bussey, an accomplished quilter and teacher. Sherry was born in Newfoundland and until 1983, spent all her life in the school system, either as a student or teacher. In that year, when her daughter Sarah Lynn was born, she left her teaching career to become a stay-at-home mom. About a year later, she heard about a daylong quilting workshop and thought that it was time for a new challenge. After the workshop, she was hooked on quilting. Her knitting needles were replaced by quilting needles and her wool stash by an even larger and ever growing fabric stash.


Although most of her work is based on traditional patterns and techniques, Sherry enjoys creating her own designs, sometimes incorporating several techniques into the one project. Motivation is often a factor—she can be a very productive quilter when the mood strikes.

About twelve years ago, she started teaching again, but this time her students were a little older and there was only one subject—quilting. Over the years, she has developed a number of workshops that she hopes will spark an interest in some new quilters.

Recently, her quilting and quilt teaching has had to take a back seat as she has resumed her first career and now spends more time with challenging-needs children. She finds hand quilting to be a great relaxant after a difficult day at work.

In 1991, Sherry moved into her husband's woodworking shop and established "Patchworks", a home based quilting business. Operating this part-time business has been very satisfying for Sherry, enabling her to share her love of quilting with the many wonderful quilters she has met over the years. Best of all, she gets to do what every quilter loves best—buy lots of fabric!

About three years ago, a local group of quilters met to discuss the future of quilting in northwest Newfoundland. They felt that by




ILLUSIONS

(1996) 36" diameter. Hand paper pieced hexagons. Hand quilted. Collection of Judy Tsang.

sharing their ideas and pooling their resources, they might move their addiction to a higher level. This was the founding meeting of The Long Range Quilters Guild.

Sherry says, "Where is quilting going to take me personally? I haven't really thought about it that much, other than

some day having more time, I'm sure that I will continue to promote traditional quilts and techniques since I believe that is where future quilters will develop their initial skills, keeping quilting alive for generations to come." #



TROUBLED WATERS
 (1994) 3ft x15ft.
 Commissioned by Cottage Crafts and hanging in atrium of College of the North Atlantic, Corner Brook Campus.



MME X
 (1995) 40" x 40". Farewell gift commissioned by a group of friends. Collection of Vivienne Kuester a. k. a. Mme X.



WHALE WATCH
 (1996) 30" x 40". Newfoundland theme quilt. Machine pieced and hand quilted.