



BRAVE AND BOLD

Quarter-inch seam allowances.

QOVC is asking quilters across the country to make quilts for Canada's injured serving military and veterans using the *Bento Box* quilt block.

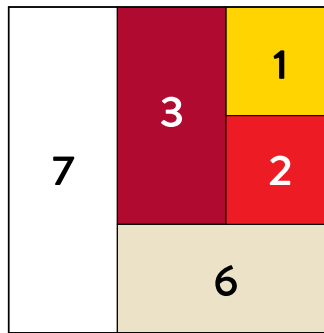
Fabric Requirements

To make one block, please use:

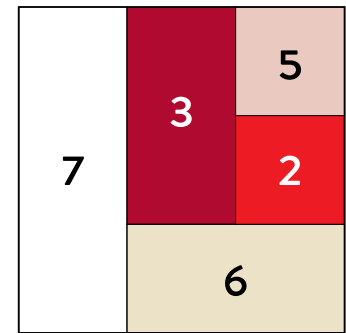
Yellow 2.5" x 2.5" square

Reds Four 2.5" x 2.5" squares
 Four 2.5" x 4.5" rectangles
 Two 2.5" x 6.5" rectangles)

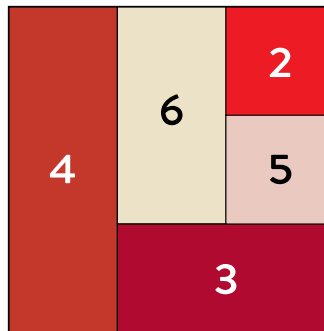
Whites Three 2.5" x 2.5" squares
 Four 2.5" x 4.5" rectangles
 Two 2.5" X 6.5" rectangles



Make one square



Make one square



Make two squares

Quilt Assembly

Sew five rows of six blocks to make a quilt approximately 60" x 72" (30 blocks total).

TIPS

- We encourage you to make blocks from Northcott® fabric, using the *Oh Canada* line or any other beautiful line from Northcott.
- You are welcome to use your fabric stash (we know you have one!) for red, whites, creams and yellow.
- You can use the yellow block at your discretion. Both versions look wonderful.

- No borders are necessary, simply layer, quilt and bind.
- We ask that you also supply the binding for any *Brave and Bold* top you donate.

If you have any questions, please contact: Mary Ewing, mary.ewing@quiltsofvalour.ca, or Robbie Chapman, robbie.chapman@quiltsofvalour.ca.

Your finished quilts, tops and blocks can be sent to a local QOVC representative, found at www.quiltsofvalour.ca, or bring quilts, tops and blocks to *Quilt Canada 2020, Gateway to Adventure*, in Edmonton, AB, June 18 to 20. 🍁