


Week 36

'Juggle It All'

#52blocks52weeks



Instructions:

Makes a 6 ½" unfinished block

White = light fabric

Light Grey = medium fabric

Dark Grey = dark fabric

From light fabric

1 ½" x 7"

Three 1 ½" x 4"

From medium fabric

Two 1 ½" x 4"

Four 1 ½" x 3 ½"

From dark fabric

Two 1 ½" x 7"

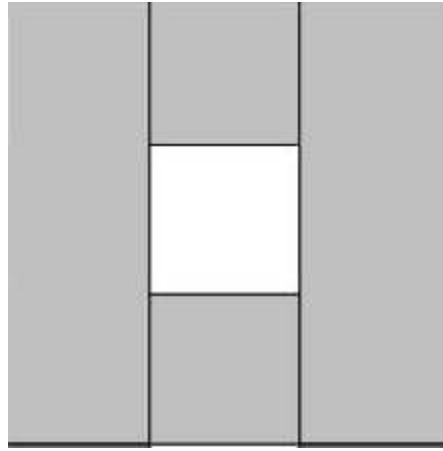
1 ½" x 4"

Sewing

Sew a 1 ½" x 4" medium fabric to either side of a 1 ½" x 4" light fabric along the 4" side. Cut to get two 1 ½" x 3 ½" medium/light/medium units.




Sew a 1 ½" x 3 ½" medium to either side of the medium/light/medium units. Repeat.




Sew a dark 1 ½" x 7" to either side of a light 1 ½" x 7". Cut to get four 1 ½" x 3 ½" dark/light/dark units.



Sew a light 1 ½" x 4" to either side of a dark 1 ½" x 4". Cut to get two 1 ½" x 3 ½" light/dark/light units.



Following the diagram, sew these units together to get two 3 ½" square units looking like a checkerboard.



Layout as pictured and sew each unit into rows, then sew the rows together.

Any questions, please use the email below and help will be provided=)

If you post your block on social media, use the hashtag #52blocks52weeks

CQA/ACC TIP: Has your guild ever considered getting a judge or apprentice judge to come into your show? Please talk to one of our amazing judges and see what they have to offer! Their critiques are so insightful and beneficial to quilters! The Quilt judge Certification Program is a 3-5 year program that teaches the judges what they need to know to evaluate quilts. <https://canadianquilter.com/quilt-judges-certification-program/>



Website: jackiewhitequilts.com

Instagram: [@jackiewhitequilts](https://www.instagram.com/jackiewhitequilts)

Facebook: Jackie's Art Quilts

Email: jacwhite10@gmail.com

Please note this pattern is copyright protected and is for individual use only. © Jackie White Quilts