

DISASTER QUILTS - GUIDE



Created 2018 Oct

For Quilters who want to contribute quilts for flood and fire affected families.

Table of Contents

Introduction:	4
Purpose of this Guide:	4
Initial Information:	4
(A1) Identify the Requestor – Information needed:	4
(A2) Identify the nature of the disaster:	4
(A3) Identify the scale of the need:	4
Guild coordinator/team:	4
(B1) Planning and response:.....	5
(B2) Communication – Guild involvement only	5
(B3) Communication – Broader community involvement	5
What is involved:	5
Managing the donations:	6
Tips for quilts:	6
Tips for supplies:	6
Sending the donated items to the requestor:.....	7
Keeping the Community Updated:.....	8
Shipping Media Release:	8
Thank you's	8
Be Prepared.....	8
Example 1: Poster for drop off centers for store window and donation box	9
Example 2: Media List, and Quilt Shops	10
Other Quilt Shops:	10
Example 3: Media Release – Getting the Word Out	11
Example 4: Media coverage	13
Example 5: Community Calendar request.....	16
Example 6: List of items being shipped by Guild Volunteer.....	17
Example 7: Labelling	20
Example 8: Keeping the Guild updated	21
Example 9: Press Release just before Shipping – thanking the community partners ...	25
Example 10a: Box Label to identify Receiver.....	27
Example 10b: Box Packing Slip.....	28
Example 10c: Shipping Manifest (manifest and first page of items for illustration)	28

Example 10d – Pallets arriving in Burns Lake 31

Example 11: collecting scraps of fabric 31

Introduction:

We never know when a disaster will take place. For example, the forest fires at Fort MacMurray, the terrible bus crash involving the Humboldt Broncos, the floods that affected Grand Forks and surrounding villages, or wild fires in BC. The request from these communities was for hand-made quilts for the families. This guide was developed during the quilt drive for Grand Forks (BC) for families affected by the May floods, and the Lakes District and Central/NW BC families affected by the wild fires, summer 2018.

Purpose of this Guide:

The purpose of this reference guide is to assist Quilting Guilds or sewing groups in coordinating efforts for quilt drives for disasters. We have tried to provide a wide variety of examples. This is a living document. We invite users to add to the guidance and illustrations.

NOTE: While Guild Executive is referred to in this document, it can be the person(s) who want to take on the task to coordinate the quilt response.

Initial Information:

(A1) Identify the Requestor – Information needed:

- Who is requesting the quilts? For example, a Guild, sewing group or quilt shop or an agency from the disaster area.
- Contact information (full names, addresses, emails, phone numbers they can be reached at)

(A2) Identify the nature of the disaster:

- Floods, fires, etc.

(A3) Identify the scale of the need:

- How many families affected
- Location of the emergency (local, regional, another Province)
- How many quilts are needed and types of quilts (baby, children, teens, adults)
 - Finished quilts only, or quilt tops, with backings and binding, or just quilt tops
- Other items needed (quilting supplies: fabric, rulers, cutters, patterns, scrappies, long arm thread, quilting thread, long arm thread, rolls of batting, wide-back fabric, binding, etc.)

Guild coordinator/team:

Once there is a general idea of what types of quilts and how many quilts are needed, the Guild Executive can ask for volunteers to take on the role of coordinator/team to manage the quilt drive.

(B1) Planning and response:

The team will decide on the outreach strategy:

- Involve only the Guild members
- Or outreach to broader quilting community, quilt shops and media
- Be accessible for questions and problem solving
- Determine if there will be any expenses and if these are born by volunteers or the Guild (printing posters, zip lock bags for packaging items, plastic totes). For example, the cost of clear plastic totes, large zip lock bags for quilts and supplies, and modest printing costs for the Grand Forks Flood relief quilts/supplies and BC Wildfire relief quilts and quilting supplies in 2018 came to \$544.09.

(B2) Communication – Guild involvement only

The team will draft an email that the Guild Secretary will send to the Guild Members: The email should identify:

- Purpose of the quilt drive
- Number of quilts that are needed, and where known, types of quilts
- Identify whether the quilts need to be finished, tops only, or tops with backing and binding
- Timeframe for the quilt drive and drop off location(s) for the quilts.

(B3) Communication – Broader community involvement

Involving the broader community involves some planning:

- how far afield to extend the request for quilts (immediate communities adjacent to the coordinating community or broader. For example, the Grand Forks, and central/NW BC quilt drives included Lethbridge, Taber, Coaldale, Claresholm, and Cardston areas (southern Alberta).

What is involved:

- phoning and emailing the area quilt shops and sewing groups to see if they would be interested in participating to make quilts or be drop off locations to receive quilts (and supplies); and a schedule for picking up donations (every few days, etc.)
- If yes, develop a list of contacts ([see Example 2](#))
- Make posters and donations boxes and deliver to the participating drop off centers ([see Example 1](#))
- Draft a media release for the quilt drive plea. Have it reviewed by the Guild President. Once the media release is approved, send it electronically to the area media, and to the Guild Secretary. ([see Example 3](#))

- Develop a list of media contacts that you can send the media release to and any follow-up stories. Follow-ups should include photos where possible. See ([Example 2](#))
 - o Be aware that while you may provide accurate information, the media may choose to re-write your story, and in so doing, create errors in the information. Keep track of the coverage. (see Example 4)
- Do not hesitate to develop a concise blurb for the area media/news paper Community calendars. ([see Example 5](#))

Managing the donations:

Items that are received, need to be sized, sorted, and identified. The reason being that the receivers are managing a crisis. They don't have time to sort through quilts and boxes of unmarked, unorganized supplies and try to figure out what to do with the donations. We need to appreciate and respect that their time is precious. (See photo [Example 8](#), and [Example 7: Labelling](#))

Tip – pin the size of the quilt, onto the quilt, along with a tracking number. This can be used by the receiving parties to then identify which quilts went to other locations, or families. This creates traceability and transparency.

Tips for quilts:

- Measure the dimensions of the quilt (60"x80"). Put the measurements on a small piece of paper and pin to the top corner of the quilt, with a tracking number.
- Fold the quilt in a manner that it will fit into a large zip lock bag and ensure that the dimensions are readily visible.
- Put similar size quilts in a clear plastic tote. These totes are helpful as they can readily be repurposed on the receiving end.
- If the quilt is unfinished, still measure it and identify that it is unfinished and needs batting, and or backing and or binding.
- Prepare a packing slip for that box that identifies how many quilts and the sizes. ([See Example 10b: Packing Slip](#)). (**Tip** – use Excel to prepare. The first row can be formatted to automatically print for any selected box in preparing its packing slip.

Tips for supplies:

Have smaller clear plastic boxes labeled for:

- Thread (put similar colors in clear baggies)
- Needles (machine and hand) and pins
- A box for cut and measure: rotary cutters, scissors, measuring tapes

- Embellishments
- Quilt kits
- Rulers and templates
- Bobbins, thimbles, etc.
- Small irons, pressing sheets
- Fusing for applique work
- Long arm thread
- ([See Example 7](#))

Tips for fabric:

Use larger flat clear plastic containers.

- Measure each piece of fabric and pin the dimensions to each piece. This will help people quickly select fabric for projects – our goal is to make all items donated, accessible and useful. ([see Example 7](#)). Estimate how many meters in a box and include that in the box content identification. (see Shipping Manifest example).

Sending the donated items to the requestor:

- The team will need to arrange for the delivery of donated items to the requestor. This can be a call for volunteers, Canada Post or a courier, or a delivery service set up by the requestor or the quilt response coordinator. Be clear if there are costs to be born and who pays. Where possible, try to get delivery services donated in the situations of a large shipment.

Tip: As soon as you have your call out for quilts/supplies, start the process to find a shipper/transporter to work with. For the Lethbridge Grand Forks flood, and BC Wildfires quilts, we worked with Chris McClure, Assistant General Manager, Mustang Freight (www.mustangfreight.com), Cell:403-804-5418; Direct:403-203-9601, Toll Free:1-888-338-3311. They coordinated the shipment of 4 pallets of quilts and quilting supplies to Prince George, with their shipping network partners. (Lethbridge Truck Terminals and Van Kam Freightways). They also provided pallet wrap, and pallets. All this service was at no charge.

- Ensure all boxes to be mailed, couriered, or shipped are clearly marked for the delivery destination and contact person. ([see Example 10a](#) – Shipping Label)
- **Tip:** When shipping items by pallet/truck service from a residence, ensure the truck has tail gate service, and a lift jack. All items on the pallet need to be secured with plastic pallet wrap. Use cardboard on the top of the pallet to keep top of pallet secure, and to prevent pallet strapping or rope from digging into the boxes and breaking them. ([See Example 10d](#) – photos of shipped pallets for BC Wildlife emergency Sept 2018)
- Provide the driver(s) with a list of the boxes and contents that are being sent. Email this list to the requestor so they know in advance what items are

coming and can plan for receipt of the items. ([see Example 10c – Shipping Manifest](#))

Keeping the Community Updated:

- As the quilt drive proceeds, send out brief community bulletins to the area media to inform people that the drive is continuing, what is needed, and where items can be dropped off. ([See Example 8](#))

Shipping Media Release:

- Just before you ship out all the donated quilts and supplies, prepare a media release, with photos to acknowledge the response by the quilting community and key contributors. They deserve recognition for their efforts. ([See Example 9](#))

Thank you's

Once the drive has concluded and all items have been shipped, it is important to send out emails or cards of thanks to participating drop centres/quilt shops, any major donators of quilt supplies such as with the Fort MacMurray fire and companies that donated batting, long arm thread, shipping, etc.

Also thank the media for their support. Recognition of the media's assistance in getting the word out helps to build a relationship for future quilt drives.

Be Prepared

Whether you are a small sewing group in a remote community or a larger quilting guild, you can always be prepared for emergencies:

- Over the winter make up one or two quilts (a twin and a double as an example) that you can keep in reserve.
- When the call comes out for emergency quilts, you have quilts at the ready for such situations.
- Work with your area quilt shop to obtain scraps from any quilt classes, etc. These can be pressed and sorted by color value and then used to make fabulous scrappy quilts. ([See Example 11](#))
- Stock pile some quilting thread.
- If you are sending just quilt tops, try to send a package of batting and binding, and thread. Understand that the place that is receiving these donations may be small communities with limited resources as well. The easier you make it for them to provide the front-line service, the more successful and meaningful the donation process will be.

Example 1: Poster for drop off centers for store window and donation box

***[NAME OF
COMMUNITY] FLOOD
RELIEF SUPPORT***

Help Fill a box:

We need Hand-made Quilts

(lap quilts, twin or double size quilts)

Sewing supplies,

fabrics, patterns,

Drop off before

August 18th, at:

[Name of Fabric Store]

We will organize all the donations
and expect to deliver end of
August or beginning of September.

Example 2: Media List, and Quilt Shops

Taber News	Greg Price gprice@tabernews.com 403-223-2266
Prairie Post	Ryan Dahlman South western Alberta rdahlman@prairiepost.com
Lethbridge Herald	Dave Sulz, Community Calendar dsulz@lethbridgeherald.com
Coaldale Sunny News (e-news)	Nikki Jamieson, Editor ssnew@sunnysouthnews.com 403-345-3081
Temple City Star	Robert T Smith (Owner/Publisher) news@templecitystar.net
Global Lethbridge	ViewcontactLethbridge@globalnews.ca 403-329-2903
Claresholm Local Press	(403) 625-4474 info@claresholmlocalpress.ca

Other Quilt Shops:

Dragons Heart Quilt Shop Contact person: Lynn	656 Main Street Pincher Creek, AB 403-904-4040
Willow Creek Quilt Shop Contact person: Haley	105 – 49 th Ave., Claresholm, AB 403-635-4353
Diamond Fabrics Contact person: Darlyn	5321A – 48 Ave., Taber, AB, 403-223-1516
Imagination Un-Limited,	257 Main St., Cardston, AB 403-653-2633
Chicken Feed Quilts Contact person: Ester	1401 – 20 th Ave., Coaldale, AB 403-435-4048
Sewing Lane Contact person: Valerie	2020A Mayor Magrath Dr S, Lethbridge, AB 403-320-9700
Lethbridge Sewing Centre Contact person: Deb	1256 – 3 rd Ave S, Lethbridge, AB 403-327-2243
Fabric Fusion Contact person: BJ	Unit 465, 449 Mayor Magrath Dr S, Lethbridge, AB 403-394-3331
Finely Quilted Contact person: Jenny	1253 – 2a Ave N, Lethbridge, AB 403-942-5333
Village Quilts Contact person: Janet	1419 – 3 rd Ave S, Lethbridge AB 403-320-1817

Example 3: Media Release – Getting the Word Out

Lethbridge Centennial Quilters Guild – Media Release

RE: Handmade Quilts for Grand Forks Flood Victims

Date: July 21, 2018

For Immediate Release

LETHBRIDGE, AB ... Members of Lethbridge Centennial Quilters Guild, in partnership with local quilting shops, are spearheading a quilt drive for the flood victims of the Grand Forks community and surrounding areas in BC.

With the support of area quilters, the goal is to provide handmade quilts and quilting supplies for the victims of the devastating May floods. All donated quilts and quilting supplies expect to be delivered to Grand Forks by the beginning of September.

People can drop off their handmade quilts and new or gently used quilting supplies at Chicken Feed Quilts in Coaldale, and Fabric Fusion, Finely Quilted, Lethbridge Sewing Centre, Sewing Lane, and Village Quilts in Lethbridge, Willow Creek Quilts in Claresholm, Diamond Fabrics in Taber and Imagination Un-Limited in Cardston

Distribution of donated items will be undertaken by the Grand Forks Quilt shop. "The greatest need is for twin, and double sized quilts for teenagers and adults, but we will happily accept all quilts of any size. This is a wonderful opportunity to finish projects", said (enter name of contact person), Grand Forks Heart n' Sole Quilts shop, BC.

- 30 -

Contact for Information:

(Contact Person) Grand Forks, BC xxx-xxx-xxxx	(Contact person) Lethbridge, AB Cell: xxx-xxx-xxxx	(Contact person) Lethbridge, AB Tel: xxx-xxx-xxxx
---	--	---

MEDIA RELEASE BACKGROUNDER:

Cardston:

Imagination Un-Limited, 257 Main St., Cardston, AB 403-653-2633

Claresholm:

Willow Creek Quilts, 105 – 49th Ave., Claresholm, AB, 403-625-4353

Coaldale:

Chicken Feed Quilts, 1401 – 20th Ave., Coaldale, AB 403-435-4048

Lethbridge:

Fabric Fusion, Unit 465, 449 Mayor Magrath Dr S, AB (Sandman Inn mall), 403-394-3331

Finely Quilted, 1253 – 2a Ave N, Lethbridge, AB, 403-942-5333

Lethbridge Sewing Centre, 1256 – 3rd Ave S, Lethbridge, AB, 403-327-2243

Sewing Lane, 2020A Mayor Magrath Dr S, Lethbridge, AB 403-320-9700

Village Quilts, 1419 – 3rd Ave S, Lethbridge AB, 403-320-1817

Taber:

Diamond Fabrics, 5321A – 48 Ave., Taber, AB, 403-223-1516

Example 4: Media coverage

The screenshot shows a news article on the Prairie Post website. At the top, there are several banners: 'TEAM TSS' with a tractor image, 'DO YOU WANT TO KEEP YOUR FARM IN THE FAMILY?' with 'Insurance & Financial Services Ltd.', and 'WE'RE ALL EARS' featuring a dog. Below these are navigation tabs for Home, News, Sports, Opinion, Entertainment, Multimedia, and Special Sections. The article is dated Thursday, 19 July 2016 00:18 and is titled 'SW Alberta helping American neighbors' by a contributor. The main image shows a woman in a light green shirt standing next to a large stack of quilts in clear plastic bins. To the right of the article is a sidebar with a 'MORE ALBERTA NEWS...' section containing several news snippets with 'Read more...' links.

TEAM TSS

DO YOU WANT TO KEEP YOUR FARM IN THE FAMILY? **CONNECT WITH TEAM TSS**
Insurance & Financial Services Ltd.

PRAIRIE POST **WATSON RD**
Swift Current, SK **33°C**
city name

Follow Prairie Post:
Facebook: PrairiePost, PrairiePostAlb
Twitter: PrairiePostSC
Highway Conditions: SASK | AB

WE'RE ALL EARS
Questions? Comments? Story Ideas?
Call us at 403-766-5676 or email us at
ryan.doherty@prairiepost.com
403-528-5789

Home News Sports Opinion Entertainment Multimedia Special Sections

Thursday, 19 July 2016 00:18

SW Alberta helping American neighbors

Written by: Contributed

Rate this item (0 votes)

font size Print Email

More Alberta News...

Miywaan Friendship Centre goes green
The Government of Alberta has partnered with Miywaan Friendship Centre to install a solar voltaic panel system on the Medicine Hat facility.
[Read more...](#)

Tragic accident claims life of Bow Island youth
A Bow Island area youth lost his life on Tuesday as a result of a tragic accident.
[Read more...](#)

Alberta RCMP Crime Mapping now available in Brooks
The City of Brooks is pleased to announce that Alberta RCMP Crime Mapping is now available online and will provide timely information to the public...
[Read more...](#)

Lethbridge Corridor Victims Services Unit available for all of southwest Alberta
For those who have experienced crime or tragedy, the Lethbridge Corridor Victims Services Unit is available to provide assistance.
[Read more...](#)

Spitz plant is on the market
It has been a week since the Spitz plant near Bow Island was listed on the real estate market for a price tag of \$2...
[Read more...](#)

Full Circle Plastics wins Chinook Entrepreneur Challenge
Stephanie and Jonathan Beekman of Full Circle Plastics recently acquired \$10,000 as winners of the 14th annual Chinook Entrepreneur Challenge.
[Read more...](#)

Members of Lethbridge Centennial Quilters Guild, in partnership with local quilting shops, are spearheading a quilt drive for the flood victims of the Grand Forks community and surrounding areas.

With the support of area quilters, the goal is to provide handmade quilts and quilting supplies for the victims of the devastating May floods. All donated quilts and quilting supplies expect to be delivered to Grand Forks by the beginning of September. People can drop off their handmade quilts and new or gently used quilting supplies at Chicken Feed Quilts in Coaldale, and Fabric Fusion, Finely Quilted, Lethbridge Sewing Centre, Sewing Lane, and Village Quilts in Lethbridge, Willow Creek Quilts in Claresholm, Diamond Fabrics in Taber and Imagination Un-Limited in Cardston Distribution of donated items will be undertaken by the Grand Forks Quilt shop.

"The greatest need is for twin, and double sized quilts for teenagers and adults, but we will happily accept all quilts of any size. This is a wonderful opportunity to finish projects", said Catherine Korolek, Grand Forks Heart n' Sole Quilts shop.

Read 143 times

Tweet Like You like this. G+

Barons-Eureka-Warner Community Support Services (FCSS) and Parent Link Centers

The Barons-Eureka-Warner Community Support Services (FCSS) and Parent Link Centers are in the process of planning their September programs, but nothing is yet finalized.

[Read more...](#)

The screenshot shows a web browser window with the URL <https://lethbridgeherald.com/news/lethbridge-news/2018/07/27/quilters-launch-quilt-drive/>. The page features the Lethbridge Herald logo and navigation menu. The main article is titled "Quilters launch quilt drive" and includes a "Summer Fun Giveaway" sidebar on the left and a "Davisgm.ca" advertisement on the right. The article text is as follows:

Quilters launch quilt drive

BY MABELLE DAVE ON JULY 27, 2018

Lethbridge Herald

Thousands of lives were disrupted earlier this year, when floods swept through the Grand Forks area in southern British Columbia.

Many families lost clothing and household goods – but a Lethbridge-area group is stepping up to help out. Members of the Lethbridge Centennial Quilters Guild have launched a quilt drive, urging crafters to create or complete a quilt to help keep those families warm in the fall.

"We are appealing to all area quilters to help this endeavour by donating a handmade quilt or quilt supplies," says Jackie Mignault.

The greatest need will be for "twin" or double-sized quilts for teens and adults, she says.

"But we will happily accept all quilts of any size."

She says finished quilts or "gently used quilting supplies" can be taken to quilting supply stores including Fabric Fusion, Finely Quilted, Lethbridge Sewing Centre, Sewing Lane and Village Crafts in Lethbridge. Similar shops in Cardston, Claresholm, Coaldale and Taber will forward them as well.

Volunteers hope to deliver the quilts in September.

Herald Lethbridge Fri July 27 2018

Quilters launch quilt drive

LETHBRIDGE HERALD

Thousands of lives were disrupted earlier this year, when floods swept through the Grand Forks area in southern British Columbia. Many families lost clothing and household goods — but a Lethbridge-area group is stepping up to help out.

Members of the Lethbridge Centennial Quilters Guild have launched a quilt drive, urging crafters to create or complete a quilt to help keep those families warm in the fall.

“We are appealing to all area quilters to help this endeavour by donating a

handmade quilt or quilt supplies,” says Jackie Mignault.

The greatest need will be for “twin” or double-sized quilts for teens and adults, she says.

“But we will happily accept all quilts of any size.”

She says finished quilts or “gently used quilting supplies” can be taken to quilting supply stores including Fabric Fusion, Finely Quilted, Lethbridge Sewing Centre, Sewing Lane and Village Crafts in Lethbridge. Similar shops in Cardston, Claresholm, Coaldale and Taber will forward them as well.

Volunteers hope to deliver the quilts in September.

Lethbridge Centennial Quilters Guild has partnered with area quilt shops to accept donations up to the **third week of August**, of handmade quilts/quilting supplies for families affected by floods in Grand Forks, B. C. Drop-off locations: Cardston - Imagination Un-Limited; Claresholm - Willow Creek Quilts; Coaldale - Chicken Feed Quilts; Taber - Diamond Fabrics; Lethbridge: Fabric Fusion; Finely Quilted; Lethbridge Sewing Centre; Sewing Lane; and Village Quilts.

by an Early Childhood Educator and a Parent Educator, so one-on-one support is not available to children. Give it a try at Family Centre Downtown on **Fridays** from 2-3:30 p.m. at #225, 200 4 Ave. S. The program is free but people are asked to register by calling 403-320-4232.

• **TOPS (Take Off Pounds Sensibly)**, a non-profit organization which provides support to people wanting to lose weight, meets regularly in Lethbridge and area. Details: Eileen Schmidt, 403-405-2410, or

HOMETOWN NEWS ♦ COMMUNITY EVENTS

THURSDAY, AUGUST 9, 2018 ♦ Lethbridge Herald page - A7

in Lethbridge



Rotary

1918 • 2018

100 years

Example 5: Community Calendar request

jac@jackiem.ca

From: jac@jackiem.ca
Sent: August 6, 2018 10:20 AM
To: 'Community Calendar'
Subject: RE: Community Calendar - Quilt drive for families affected in Grand Forks, BC, floods

Thanks so much Dave.

Could you include this info in the Shop n Buy Community Calendar as well.

Again, sincere thanks,

Jackie 😊
Lethbridge Centennial Quilters Guild

From: Community Calendar <communitycalendar@lethbridgeherald.com>
Sent: August 6, 2018 8:48 AM
To: jac@jackiem.ca;jac@jackiem.ca
Subject: Re: Community Calendar - Quilt drive for families affected in Grand Forks, BC, floods

Thanks for the information. I'll add this to the Community Calendar list.

Dave Sulz
Lethbridge Herald

On 5-Aug-18, at 12:42 PM, <jac@jackiem.ca> <jac@jackiem.ca> wrote:

Greetings:

It is hoped that you can include the following in the Community Calendar. We are making our final push for donated hand-made quilts and quilt supplies for the families affected by the serious floods in Grand Forks and surrounding villages.

COMMUNITY CALENDAR

Lethbridge Centennial Quilters Guild has partnered with area quilt shops to accept donations up to third week of August, of handmade quilts/quilting supplies for families affected by floods in Grand Forks, BC. Drop-off locations: **Cardston** - Imagination Un-Limited; **Claresholm** - Willow Creek Quilts; **Coaldale** - Chicken Feed Quilts; **Taber** - Diamond Fabrics; **Lethbridge:** Fabric Fusion; Finely Quilted; Lethbridge Sewing Centre; Sewing Lane; and Village Quilts.

Contact names and phone numbers

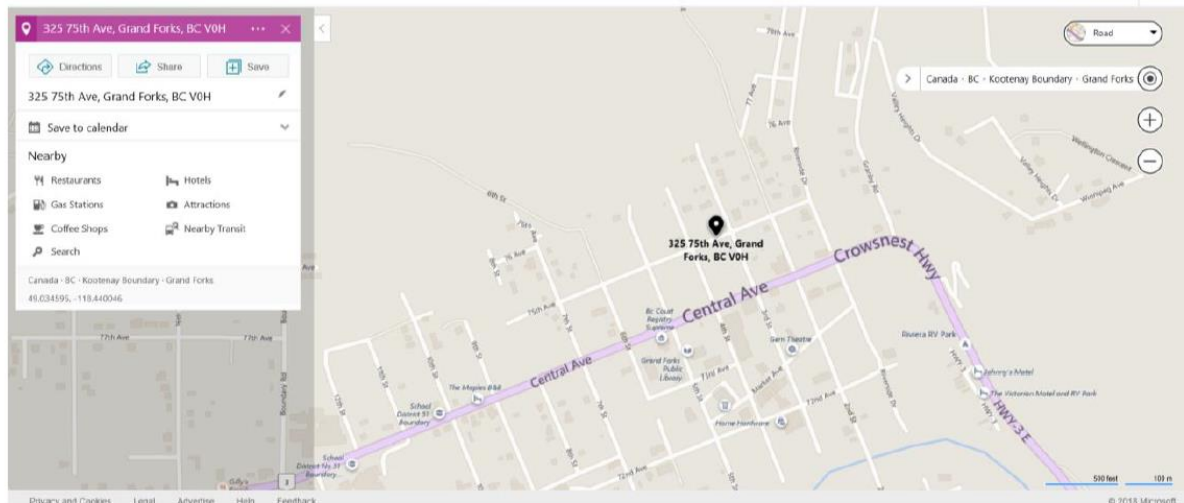
Example 6: List of items being shipped by Guild Volunteer

GRAND FORKS – QUILT DRIVE

Name of Contact Person

Heart n Sole Quilts, 325 75th Ave
Grand Forks, British Columbia V0H 1H0

Contact Phone Number



DONATIONS FROM LETHBRIDGE CENTENNIAL QUILT GUILD AND QUILTERS IN SOUTHERN ALBERTA:

QUILT TOPS:

Box 1	72"x62" Quilt Top	
	48"x48" Quilt Top	
	84"x68" Quilt Top, with Binding, and Backing	
	3.5M x 90" wide Quilt backing fabric	
	60"x67" Quilt Top	14.2m Muslin that can be used for a pieced backing
	66"x72" Quilt Top	
	69"x80" Quilt Top	
	2 knit baby quilts 36"x36"	
	52"x52" Quilt	
	54"x66" Quilt	

Box 2	70"x80" Quilt	
	3 Crib Quilts	
	51"x62" Quilt	
	38"x49" Quilt	
	47"x60" Quilt	
	46"x62" Quilt	
	59"x41" Quilt	

GRAND FORKS – QUILT DRIVE

Box 3	Twin size knitted blanket	
	40"x40" Quilt	
	50"x50" Quilt	
	3 Crib Blankets	
	2 Crib Quilts	

1 Bin – Fabric: Assorted Flannel, Fleece, and one bag of hand-made scarves

1 Bin – Short Yardage Fabric and Pieces, all sorted by values, and fabric type (cotton or flannel) for anyone who wants to make scrappy quilts

2 plastic boxes – embellishments

1 box (black) – fabric bundles

3 plastic shoe boxes – fabric panels

1 plastic shoe box – Sewing Machine and Hand needles, and bobbins

1 plastic shoe box – assorted zippers

1 plastic box – embroidery projects for younger folks

2 plastic boxes – quilting books and patterns

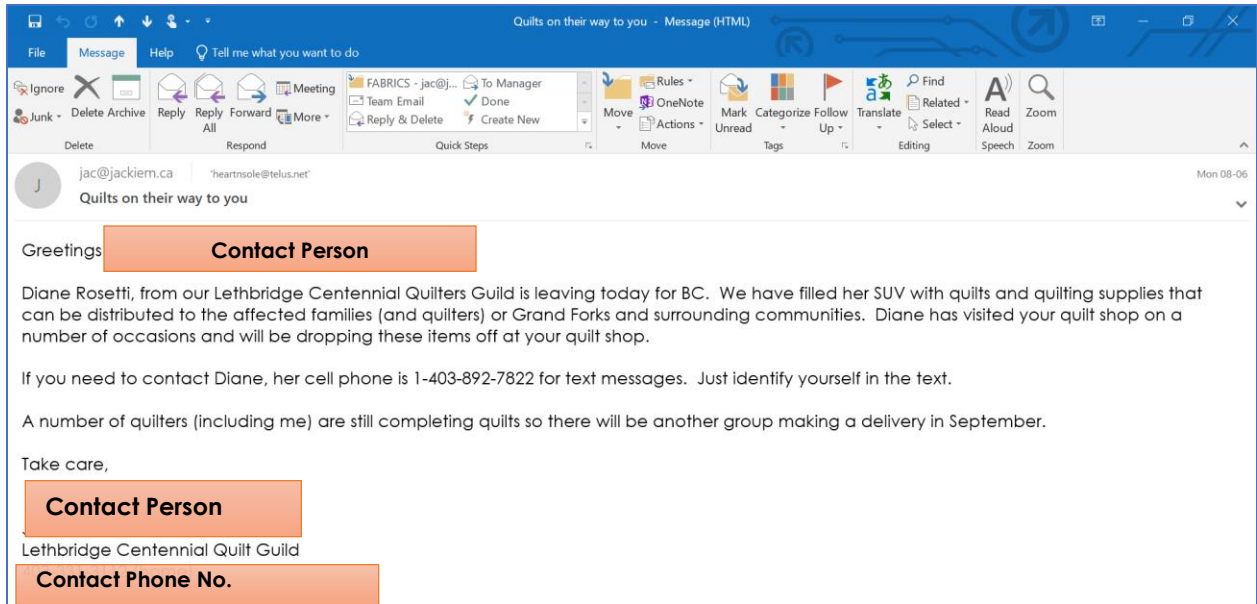
3 shoe boxes – Thread – all sorted by color values (1 box contains 2 tiny irons)

1 box household: 1 Double sheet (new); 1 Queen sheet (new); 1 pair 6-1/5 ladies Sketchers shoes (worn indoors for 1 hour and never worn again); cookie cutters.

Items were packed in plastic containers, which can be used by the quilters in Grand Forks (and surrounding communities).

We have more quilts coming (they are in the process of being sewn and quilted), as well as various quilting supplies. We so know what it is like to lose our sewing stash, quilts, and equipment to floods.

<p>Contact Person Lethbridge, AB</p> <p>Contact Phone Number(s)</p> <p>Email: Contact email</p>	<p>Contact Person Lethbridge, AB</p> <p>Contact Phone No.</p> <p>Email: Contact email</p>
--	--



Example 7: Labelling



Figure 1- Fabric with estimated yardage



Figure 2- Quilt with measurements

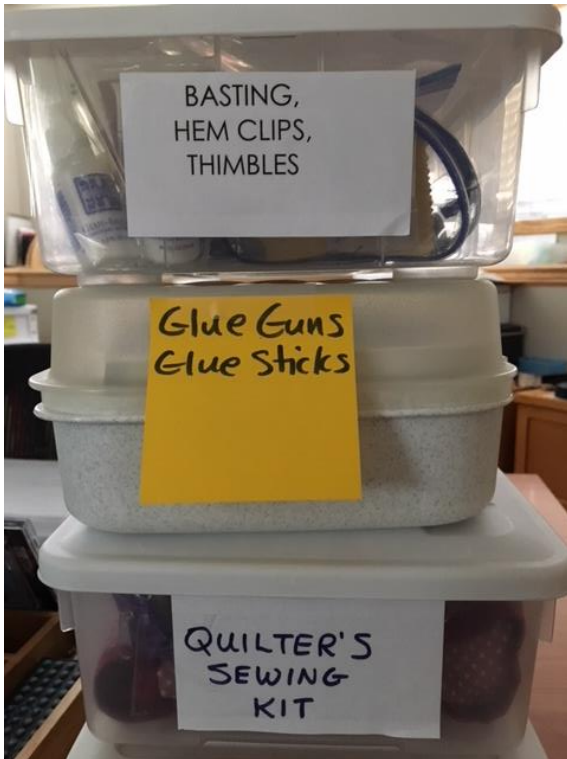


Figure 3 - Shoe Boxes labelled for contents

Figure 4 – below – Fabric boxes



Example 8: Keeping the Guild updated

GRAND FORKS QUILT DRIVE – NEWS**AUGUST 4, 2018**

Getting the first shipment of quilts and quilting supplies ready to load up on Sunday. (Name) is heading to BC this week and will drop off these materials at Heart n Sole Quilts in Grand Forks.

There are still boxes and boxes of sorted fabric, quilting kits, quilting supplies, patterns and books, in my basement, as well as sewing machines, and a sewing table. Those items will go in the next trip.

On behalf of (contact) and myself, and the participating quilt shops, I would like to convey our sincere thanks for the incredible kindness that the quilting community has shown. Every donated item will be very appreciated.

So here is a list what is going out in this trip:

6 Quilt Tops, and some with backings as well;

21 Quilts (all sizes from Baby quilts to queen size quilts),

1 large box of sorted and pressed short yardage and small pieces for scrappy quilts (it was a lot of fun putting this together - thanks Chery Arkison for the great tips);

1 large bin of flannel and fleece fabrics, and a nice collection of scarves,

2 smaller boxes embellishments

1 small box of really cool fabric bundles

3 shoe boxes of fabric panels

1 shoe box of needles and bobbins

1 shoe box with various sizes of zippers

GRAND FORKS QUILT DRIVE – NEWS**AUGUST 4, 2018**

1 little box of embroidery projects for young people

2 small file boxes of quilt patterns and books

3 shoe boxes of threads (all sorted)

1 box of household items (sheet sets, sketcher shoes, and cookie cutters).

All the fabric that has been donated has been measured and the yardage pinned to each piece. This will help the quilters in selecting fabrics for projects. All the quilts that have been received were also measured and the size pinned to each quilt or quilt top.

Participating Quilt Shops where people can drop off items for the Grand Forks Quilt Drive until the end of August:

Cardston:

Imagination Un-Limited, 257 Main St., Cardston, AB 403-653-2633

Claresholm:

Willow Creek Quilts, 105 – 49th Ave., Claresholm, AB, 403-625-4353

Coaldale:

Chicken Feed Quilts, 1401 – 20th Ave., Coaldale, AB 403-435-4048

Lethbridge:

Fabric Fusion, Unit 465, 449 Mayor Magrath Dr S, AB (Sandman Inn mall), 403-394-3331

Finely Quilted, 1253 – 2a Ave N, Lethbridge, AB, 403-942-5333

Lethbridge Sewing Centre, 1256 – 3rd Ave S, Lethbridge, AB, 403-327-2243

Sewing Lane, 2020A Mayor Magrath Dr S, Lethbridge, AB 403-320-9700

Village Quilts, 1419 – 3rd Ave S, Lethbridge AB, 403-320-1817

Taber:

Diamond Fabrics, 5321A – 48 Ave., Taber, AB, 403-223-1516

If you have any questions, just give (contact) or (contact) a call.

(Contact person) Lethbridge, AB (Phone number) or Cell: (Phone number)	(Contact person) Lethbridge, AB (Phone number)
---	--

September 12, 2018 - Update to the President and Vice President of the Lethbridge Centennial Quilters Guild)

Hi (name of President) and (Name of Vice President):

Just trying to catch up on some basic stats for you for the Flood and Fire quilt drive.

Units	Grand Forks
7	Quilt Tops
21	Quilts
60m	Fabric

Units	Central/Northern BC
3	Quilt Tops
58	Quilts
380m	Fabric
2	Rolls 80/20 Batting, Hobbs

The above does not include supplies, thread, batting, scrappy pieces, etc.

Grand Totals to Sept 12, 2018

Units	Grand Forks and Central/Northern BC
10	Quilt Tops
70	Quilts
440m	Fabric
2	Rolls 80/20 Batting, Hobbs

This is quite amazing and the lady who is the BC Wildfire Quilt Project Coordinator for Central/Northern BC is phenomenal to work with.

Our sincere thanks to (name of Contact), from Heart n Sole who identified that the 21 quilts all went to the families who were most seriously affected by the floods. The supplies were very appreciated by their quilting community. She then urged us to help out the folks at Ft. Saint James through to Telegraph Creek as people's homes, and farms and businesses were being wiped out by the wildfires. These are tiny economically challenged areas that desperately want jobs and an economy. There are very long distances between the small quilt shops and they are undersupplied to handle something like this.

Our shipment of supplies will be dispersed through our BC Wildfire Quilt Project Coordinator in Burns Lake. She tags everything so that there is absolute transparency as to where all the supplies and quilts go. We do know that supplies will go to the quilting groups in Fort St. James, Francois Lake, Burns Lake, Houston, Smithers and Terrace.

It has been such a privilege to play a small role in getting the folks from Grand Forks and Central/Northern BC their much-needed quilts and supplies.

Cheers,

(Contacts for this project).

Example 9: Press Release just before Shipping – thanking the community partners

Lethbridge Centennial Quilters Guild – Media Release

**RE: Handmade Quilts & Supplies for affected families in Grand Forks
and Burns Lake, BC**

**Date: September 13, 2018
For Immediate Release**

LETHBRIDGE, AB ... Members of Lethbridge Centennial Quilters Guild, in partnership with local quilting shops, spearheaded a quilt drive for the flood victims of the Grand Forks community and surrounding areas in BC and families affected by the major wildfires in the Burns Lake area of BC.

The response across Southern Alberta from quilters, including the Colonies, has been amazing. In August we filled one vehicle to the brim for Grand Forks. We have some excellent news regarding shipping: Mustang Freightways with their network of partners (Lethbridge Truck Terminals and Van Kam Freightways), are picking up the donated items on September 26th and taking them to Prince George where the BC Wildfire Quit Project volunteers will pick everything up.

Sincere thanks to the area community papers and quilt shops for their generous assistance in getting the word out (Chicken Feed Quilts, Fabric Fusion, Finely Quilted, Lethbridge Sewing Centre, Sewing Lane, Village Quilts, Willow Creek Quilts, Diamond Fabrics, and Imagination Un-Limited). Also, thanks to the Alberta Batting Company (and their parent company Hobbs Bonded Fibers) for donating 2 rolls of batting (54.8m), and the Maple Leaf Quilt Company for donating a box of long arm thread! The community support from all quarters has been amazing and so appreciated.

- 30 -

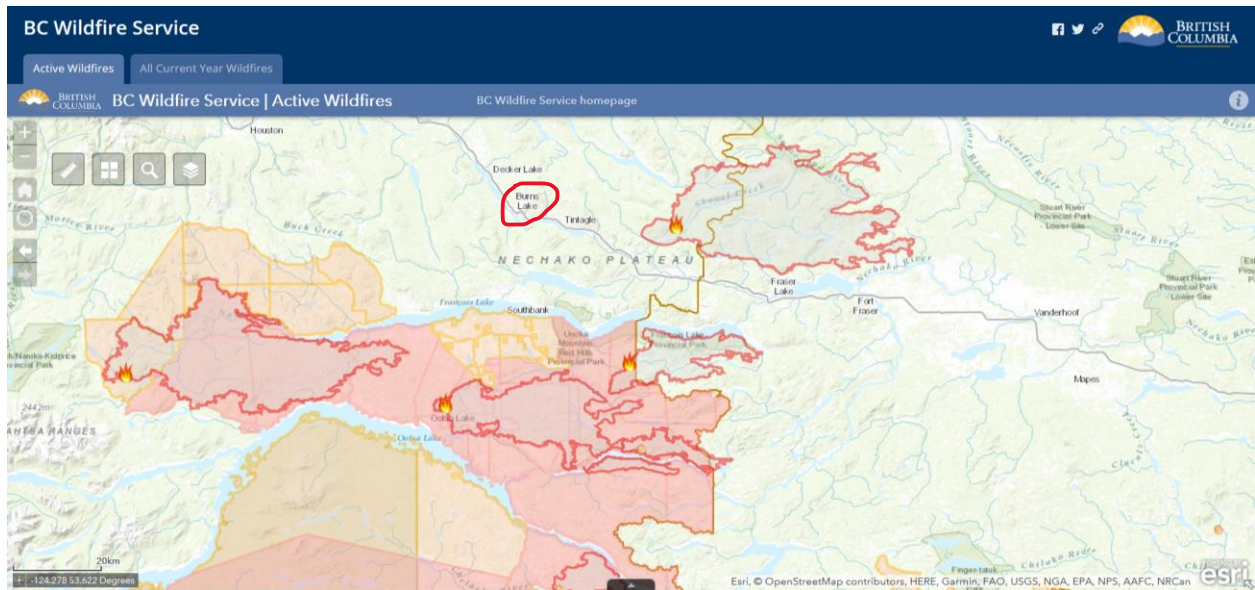
Contact for Information:

(Contact name) Lethbridge, AB (Contact phone numbers)	(Contact Name) BC Wildfire Quilt Project Coordinator Burns Lake, BC (Contact phone no.)	(Contact name) Yarn n Sew On, Burns Lake, BC (Contact phone no.)
(Contact name) Grand Forks, BC (Contact phone no.)	(Contact Name) Burns Lake District News (Contact phone no. and email)	(Contact Name), News Director, CFTK-TV (Contact phone no.)

Pictures – Quilts and Quilting Supplies collected



Active Wildfires Sept 9, 2018



Example 10a: Box Label to identify Receiver

Shipment Receiver Contact:
(Contact Person)
BC Wildfire Quilt Project Coordinator
(Address)
Burns Lake, BC
V0J 1E0
(Contact phone numbers)

Example 10b: Box Packing Slip

<u>BC Wildfire Quilt Proj Contact:</u> (Contact Name) (Contact address) Burns Lake, BC V0J 1E0 CANADA (Contact phone no.)		DESTINATION: (Contact name) (Address) BURNS LAKE, BC V0J 1E0	SHIPPER: (Contact name) (address) Lethbridge AB (Contact phone no.)	
BOX	DESCRIPTION	QTY	WEIGHT LBS	PALLET
5	94" x 80" QUILT	ONE	25.6	1
5	59" X 88" QUILT	ONE		
5	72" X 87" QUILT	ONE		
5	71" X 80" QUILT	ONE		

Example 10c: Shipping Manifest (manifest and first page of items for illustration)

LCQG SHIPPING MANIFEST 0001 – PAGE 28 OF 31 TRACKING # 3712767	
SHIPPER: (Contact name), Lethbridge Centennial Quilters Guild (Address) Lethbridge AB T1K 7L8 CANADA (Contact phone numbers) <hr/> (Contact signature)	RECEIVER: <u>RECEIVER CONTACT INFORMATION:</u> (Contact name), BC Wildfire Quilt Project Coord. (Address) Burns Lake, BC V0J 1E0 CANADA (Contact phone number)
SHIPMENT PICK-UP DATE:	SEPTEMBER 26, 2018
SHIPMENT PICK-UP LOCATION:	(pick up address) LETHBRIDGE, AB T1K 1L8 (Contact phone no.)
SHIPMENT REQUIREMENTS	RESIDENCE LOCATION LIFT GATE SERVICE REQUIRED
SHIPMENT DETAILS SEPT 24, 2018 PICKED UP BY LETHBRIDGE TRUCK TERMINALS SERVICES	4 HALF-SIZE PALLETS CONTAINING CHARITY HAND MADE QUILTS, FABRIC, AND QUILTING SUPPLIES FOR EMERGENCY RESPONSE RELIEF OF FAMILIES AFFECTED BY BC WILDFIRES) NO HAZARDOUS MATERIALS
GROSS WEIGHT (LBS)	738.4 LBS
MEASUREMENT	PALLET 1: 20"W x 48"L x 42"T (162.8 lbs)

	PALLET 2: 20"W x 48"L x 49"T (144.8 lbs) PALLET 3: 29"W x 41"L x 46"T (241.4 lbs) PALLET 4: 29"W x 39"L x 54"T (189.4 lbs)
DELIVERY ADDRESS:	VAN KAM FREIGHTWAYS 2100 Ogilvie ST S, Prince George BC 1-250-563-0114
SHIPMENT ARRIVAL INSTRUCTIONS AT VAN KAM FREIGHTWAYS PRINCE GEORGE LOCATION:	HOLD AT PRINCE GEORGE LOCATION FOR FREIGHT FORWARDER PICK-UP
FREIGHT FORWARDER FOR BC WILDFIRE QUILT PROJECT (PRINCE GEORGE TO BURNS LAKE).	BANDSTRA TRANSPORTATION 3394 HIGHWAY 16 SMITHERS, BC PHONE: 250-847-6451 CONTACT: LAIRD ONGMAN PICK-UP FROM VAN KAM FREIGHTWAYS PRINCE GEORGE LOCATION
FINAL DESTINATION BY FREIGHT FORWARDER BANDSTRA TRANSPORTATION	DELIVER TO: (Contact name) (delivery address) BURNS LAKE, BC V0J 1E0 Contact: (name and phone number) ATTENTION : BC WILDFIRE QUILT PROJECT

ATTACHMENT:

PALLET NUMBERS AND CONTENTS

BC Wildfire Quilt Proj Contact: (Contact name), (Contact address) Burns Lake, BC V0J 1E0 CANADA (Contact phone no.)	DESTINATION: (Contact name) (Contact address) BURNS LAKE, BC V0J 1E0	SHIPPER: (Contact name) 717 Red Crow Blvd W Lethbridge AB (Contact phone no.)
--	---	--

BOX	DESCRIPTION	QTY	WEIGHT LBS	PALLET
5	94" x 80" QUILT	ONE	25.6	1
5	59" X 88" QUILT	ONE		
5	72" X 87" QUILT	ONE		
5	71" X 80" QUILT	ONE		

BOX	DESCRIPTION	QTY	WEIGHT LBS	PALLET
11	QUILT KITS	BOX	22.4	1

BOX	DESCRIPTION	QTY	WEIGHT LBS	PALLET
12	QUILT KITS	BOX	23.2	1

BOX	DESCRIPTION	QTY	WEIGHT LBS	PALLET
27	HUSKY-LOCK SERGER	ONE	24	1

BOX	DESCRIPTION	QTY	WEIGHT LBS	PALLET
28	SERGER THREAD	VARIOUS	17.2	1
28	QUILTING/SEWING THREAD	VARIOUS		

BOX	DESCRIPTION	QTY	WEIGHT LBS	PALLET
32	BERNINA SEWING MACHINE IN CASE	ONE	33	1

BOX	DESCRIPTION (FM RIVER ROAD HUTTERITE COLONY)	QTY	WEIGHT LBS	PALLET
33	52" x 72" QUILT	ONE	17.4	1
33	52" x 72" QUILT	ONE		
33	50" x 70" QUILT	ONE		
33	48" x 70" QUILT	ONE		
PALLET 1 TOTAL WEIGHT			162.8	

Example 10d – Pallets arriving in Burns Lake

All pallets wrapped with pallet wrap, cardboard on top edges to prevent rope from breaking the shipping totes. Jute rope used to secure plastic totes to pallets.



Example 11: collecting scraps of fabric

Scraps sorted and then bagged for later use to make quilts

